

FASZINATION EDELSTAHL

KEK



YOURKIT.TEC

Cabinet kitchenettes, kitchen centres and compact kitchen units

Product catalogue valid from 07/2021



www.kek-dresden.com



KEK. THE FASCINATION OF STAINLESS STEEL



WELCOME!

The KEK philosophy

The success of our company KEK is based on our fascination with stainless steel as a material. This fascination is the passion that drives us every day to deliver innovative solutions and develop the best possible products.

In the process, we are guided by fair-minded and loyal cooperation with our business partners.

These are our six main areas of business:



LAB.TEC

Laboratory and medical equipment



CLEAN.TEC

Cleanroom equipment



PROFKIT.TEC

Gastronomy and catering technology



YOURKIT.TEC

Cabinet kitchenettes, kitchen centres and compact kitchen units



YACHT.TEC

Yacht equipment



FACTORY.TEC

Factory equipment

YOURKIT.TEC

As a supplier of a wide range of stainless steel products in combination with our wood processing expertise, KEK supplies among others to the market sector of cabinet kitchenettes, kitchen centres and individual compact kitchen units.

Generally speaking, KEK has attempted to standardise as much as possible, but a great deal of individuality has been preserved in the area of kitchen centres.

The technical design of these products satisfies the requirements for optimised care and cleaning capabilities.

These products are manufactured on the basis of designs that have been fine-tuned for hygiene requirements, combined with very fine finishing of the surface.



CONTENTS

YOURKIT.TEC

Cabinet kitchenettes 6-16

Product information	6
Model example – cabinet kitchenettes	7-8
Cabinet kitchenettes with roller-shutter front PKJ	9
Cabinet kitchenettes with hinged doors PKD	10
Cabinet kitchenettes with folding doors PKF	11
Side furniture for cabinet kitchenettes PKD and PKF	12-14
Cabinet kitchenettes with hinged doors AKD model	15-16
Cabinet kitchenettes – special model NEW	
Cabinet kitchenette system, 2-part	15

Kitchen centres 17-27

Product information / model example – kitchen centres	17
Stainless steel kitchen centres KC	18-19
Basic kitchen centres KC	20-23
Basic kitchen centres KC with microwave NEW	24-25
Side furniture for basic kitchen centres KC	26-27

Combination sink and hob units 28-31

Combination sink and hob units as drop-in sink with controls on the top	28-29
Combination sink and hob units for cabinet installation with controls on the front	30-31



Kitchen units	32-53	Décor colour range	52-53
Product information		General information	54
Model example	32	Care instructions	55
Stainless steel worktops	34-35		
Equipment for stainless steel worktops	36-39		
Décor worktops	40		
Product information for cabinets	42		
Cabinets	42-47		
Accessories for cabinets	48-51		



CABINET KITCHENETTES

Models PKJ... / PKD... / PKF...



...for offices, holiday apartments and small, single-person flats

All cabinet kitchenettes in the model series PKJ, PKD and PKF are made of melamine resin-coated particle board and are equipped with an integrated stainless steel top with sink, drainer and waste tray.

Plenty of equipment choices:

- As plain surfaces without hob elements, with hot plates or – for a more high-end appeal – with a glass ceramic hob.
- A safety switch disconnects the power supply to the hot plates/hob when the doors or roller shutters are closed.
- The hinged or folding doors are edged with a thick ABS edge.
- Sturdy, quick-installation CLIP cabinet hinges maximise freedom of movement in front of the kitchenette with an opening angle of 170° and allow the doors to be aligned at any time with the built-in adjustment devices.
- Two drawer boxes offer plenty of space for small objects.
- The cabinet kitchenette stands on sturdy height-adjustable plastic feet – making it an easy job to compensate for any unevenness in the floor. The feet are covered with an anthracite-coloured plinth, which is simply pushed on.
- From a simple single cabinet to a more impressive wall unit – from our exten-

sive range of basic models, you can perfectly adapt your kitchen to the available space with a selection of useful side furniture items.

An attractive range of décor colours (see pages 52, 53) is available with a wide choice of colours from warm wood finishes to one-coloured décors and new mirror finish surfaces, as well as a roller-shutter front in a matt chrome finish. Whatever your taste preferences, you can be certain that we will have the perfect finish for you.

Many appliances and accessories – such as refrigerators, dishwashers, extractor hoods, microwaves and much more – will transform your cabinet kitchenette into a complete unit.



CABINET KITCHENETTES

with roller-shutter front (model example PKJ...)



Cabinet kitchenette PKJC-120-BER

With glass ceramic hob

Roller-shutter front in PVC, matt aluminium colour finish

Carcass colours – see décor colour range (see pages 52, 53)

Interior equipment in white (16 mm)

with thick ABS edge in white

Options:

- Refrigerator
- Microwave
- Dishwasher
- Hot water heater
- Oversink unit with 2 knobs

CABINET KITCHENETTES

with hinged doors (model example PKD...)



Cabinet kitchenette PKDA-90-BEL

With plain surface

With hinged doors on the front

Carcass and front colours – see décor colour range (see pages 52, 53)

Interior equipment in white (16 mm)

with thin ABS edge in white

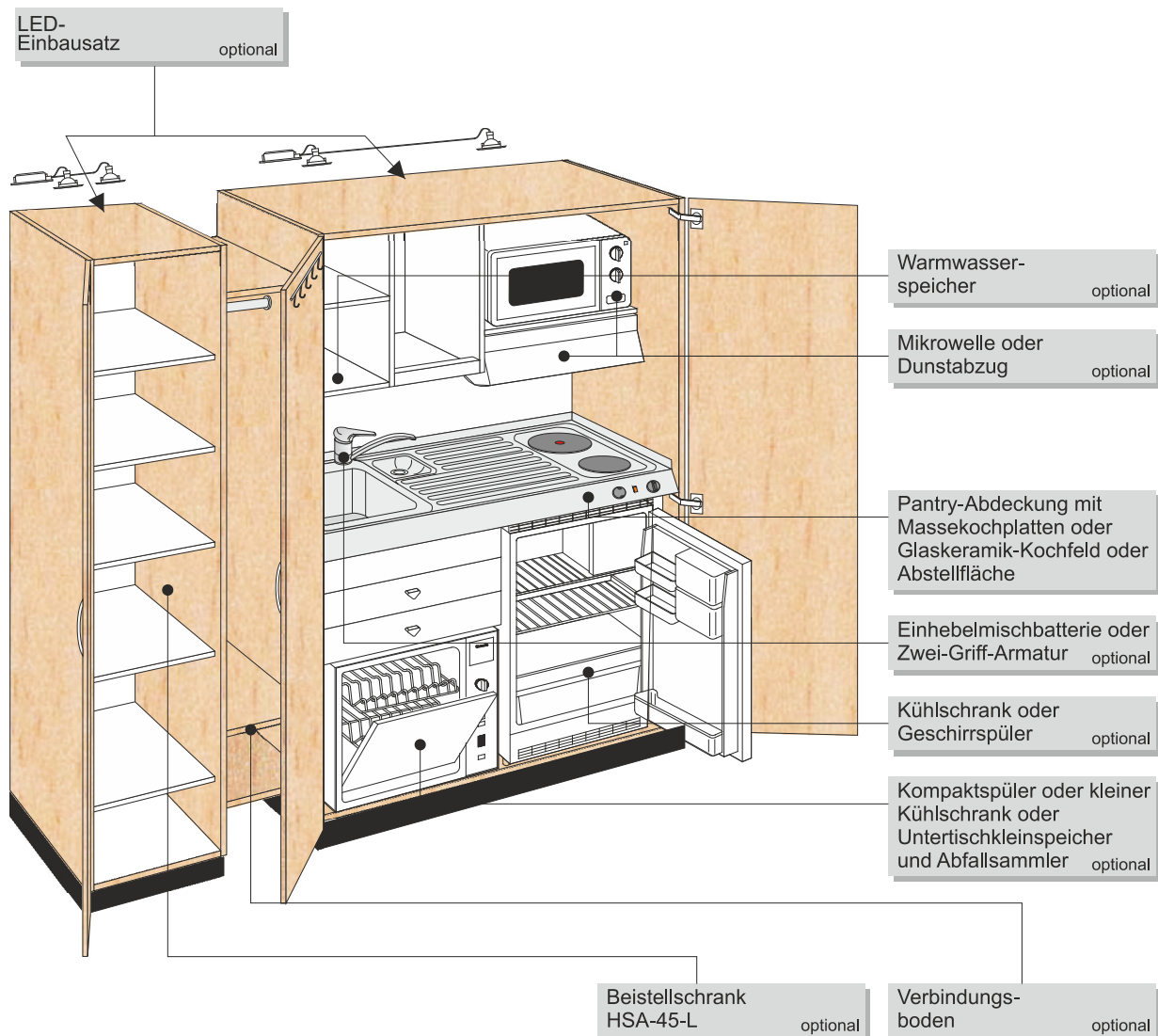
Options:

- Refrigerator
- Microwave
- Single lever mixer tap



CABINET KITCHENETTES

Model example



Model example

PKDM-120-BEL

Order no. 5572203300

Explanation:

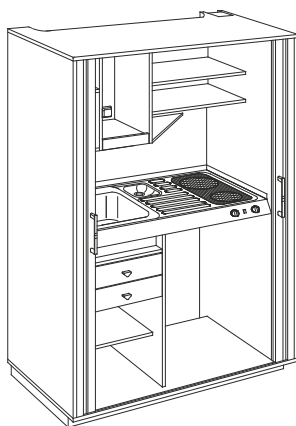
PKDM	Cabinet kitchenette with hinged doors and hotplates
120	Length 1,200 mm
BEL	Sink on left
5572203300	Order no.



Dimensions in mm, prices in €

CABINET KITCHENETTES

with roller-shutter front (model PKJ...) + side furniture



Cabinet fully assembled, made of high-quality melamine resin-coated particle board (19 mm), carcass and interior parts edged with thick ABS edge, with a horizontally closing plastic roller shutter in a matt chrome finish.

Basic equipment:

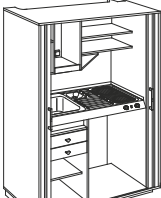
Pantry top made of stainless steel (material 1.4301) with one sink, incl. drain and overflow fittings, odour trap, with moulded drainer and waste tray, optionally with glass ceramic hob (2 cooking points, 1,200 W and 1,700 W, with residual heat display) or with hot plates (one 1,000 W hot plate, one 2,000 W rapid heat hot plate), or with a plain surface without a cooking area.

The tap hole for mounting a mixer tap and a plug for the tap hole are part of the basic equipment. A safety circuit prevents operation of the cooking points when the roller shutter is closed.


LED lighting, 2 separate power points incl. protective cover, 2 drawers under the sink, 500 mm gap for installation of an appliance. Cabinets can be equipped with equipment and accessories.

Options:

- Refrigerator 500 mm
- Dishwasher 450 mm
- Absorption refrigerator
- Hot water heater
- Microwave or extractor hood

Model	L x W x H	Model/order no.	Model/order no.	Price
PKJC-120-BEL 		Sink on left	Sink on right	
	With plain surface 1,200 x 650 x 1,956	PKJA-120-BEL 5572201100	PKJA-120-BER 5572201000	
	With hot plates 1,200 x 650 x 1,956	PKJM-120-BEL 5572201300	PKJM-120-BER 5572201200	
	With glass ceramic hob 1,200 x 650 x 1,956	PKJC-120-BEL 5572201500	PKJC-120-BER 5572201400	
	Additional cost for plinth in décor colour		MPSD 5572125100	

Special finishes and special designs available on request.

Model	L x W x H	Model/order no.	Model/order no.	Price
HSJB-60-R 		Closes to the left	Closes to the right	
	Wardrobe with fixed intermediate shelf and rail 600 x 650 x 1,956	HSJS-60-L 5572201700	HSJS-60-R 5572201600	
	Broom cupboard with fixed intermediate shelf and hooks 600 x 650 x 1,956	HSJB-60-L 5572201900	HSJB-60-R 5572201800	
	Cabinet with one fixed and 4 height-adjustable shelves 600 x 650 x 1,956	HSJA-60-L 5572202100	HSJA-60-R 5572202000	

Closes to the right
Opening width 460 mm

Additional cost for plinth
in décor colour

MPSD
5572128900

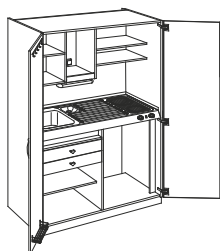
Special finishes and special designs available on request.

Dimensions in mm, prices in €



CABINET KITCHENETTES

with hinged doors and insertable shelf



Cabinet fully assembled, made of high-quality melamine resin-coated particle board (19 mm), carcass and interior parts edged with thin ABS edge, doors with thick ABS edge, doors attached with CLIP cabinet hinges

Options:

Cabinet kitchenettes PKD 120:

- Refrigerator 500 mm wide and compact dishwasher, or
- Dishwasher 600 or 450 mm wide and absorption refrigerator, or
- Hot water heater and waste collector
- Microwave or extractor hood

Doors open to 170°

Basic equipment:

Pantry top made of stainless steel (material 1.4301) with one sink, incl. drain and overflow fittings, odour trap, with moulded drainer and waste tray, optionally with glass ceramic hob (2 cooking points, 1,200 W and 1,700 W, with residual heat display) or with hot plates (one 1,000 W hot plate, one 2,000 W rapid heat hot plate), or with a plain surface without a cooking area.

The tap hole for mounting a mixer tap and a plug for the tap hole are part of the basic equipment. A safety circuit prevents operation of the cooking points when the doors are closed.

Interior lighting, 2 separate power points incl. protective cover, 2 drawers under the sink, rail for hooks and cleaning product basket on the hinged doors, 500 mm gap for installation of an appliance. Cabinets can be equipped with equipment and accessories.

Cabinet kitchenettes PKD 100:

- Refrigerator 500 mm wide, or
- Dishwasher 450 mm wide and absorption refrigerator, or
- Hot water heater or waste collector
- Microwave or extractor hood

Cabinet kitchenettes PKD 90:

- Refrigerator 500 mm wide, or
- Dishwasher 450 mm wide, or
- Hot water heater or waste collector
- Microwave or extractor hood

Multiple options available on request

Model	L x W x H	Model/order no.	Model/order no.	Price
With plain surface		Sink on left	Sink on right	
	900 x 650 x 1,956	PKDA-90-BEL 5572202300	PKDA-90-BER 5572202200	
	1,000 x 650 x 1,956	PKDA-100-BEL 5572202500	PKDA-100-BER 5572202400	
With hot plates	1,200 x 650 x 1,956	PKDA-120-BEL 5572202700	PKDA-120-BER 5572202600	
	900 x 650 x 1,956	PKDM-90-BEL 5572202900	PKDM-90-BER 5572202800	
	1,000 x 650 x 1,956	PKDM-100-BEL 5572203100	PKDM-100-BER 5572203000	
With glass ceramic hob	1,200 x 650 x 1,956	PKDM-120-BEL 5572203300	PKDM-120-BER 5572203200	
	900 x 650 x 1,956	PKDC-90-BEL 5572203500	PKDC-90-BER 5572203400	
	1,000 x 650 x 1,956	PKDC-100-BEL 5572203700	PKDC-100-BER 5572203600	
	1,200 x 650 x 1,956	PKDC-120-BEL 5572203900	PKDC-120-BER 5572203800	
Additional cost for plinth in décor colour			MPSD 5572125100	

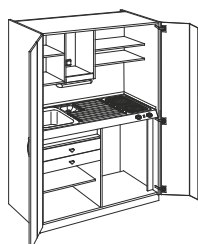


Additional cost for cabinet kitchenette in split design
Price available on request.

Dimensions in mm, prices in €

CABINET KITCHENETTES

with folding doors (model PKF...)



Cabinet fully assembled, made of high-quality melamine resin-coated particle board (19 mm), carcass and interior parts edged with thin ABS edge, doors with thick ABS edge, doors attached with CLIP cabinet hinges

Options:

Cabinet kitchenettes PKF 120:

- Refrigerator 500 mm wide and compact dishwasher, or
- Dishwasher 600 or 450 mm wide and absorption refrigerator, or
- Hot water heater and waste collector
- Microwave or extractor hood

Doors open to 170°

Basic equipment:

Pantry top made of stainless steel (material 1.4301) with one sink, incl. drain and overflow fittings, odour trap, with moulded drainer and waste tray, optionally with glass ceramic hob (2 cooking points, 1,200 W and 1,700 W, with residual heat display) or with hot plates (one 1,000 W hot plate, one 2,000 W rapid heat hot plate), or with a plain surface without a cooking area. The tap hole for mounting

a mixer tap and a plug for the tap hole are part of the basic equipment. A safety circuit prevents operation of the cooking points when the doors are closed.

Interior lighting, 2 separate power points incl. protective cover, 2 drawers under the sink, 500 mm gap for installation of an appliance. Cabinets can be equipped with equipment and accessories.

Cabinet kitchenettes PKF 100:

- Refrigerator 500 mm wide, or
- Dishwasher 450 mm wide and absorption refrigerator, or
- Hot water heater or waste collector
- Microwave or extractor hood

Cabinet kitchenettes PKF 90:

- Refrigerator 500 mm wide, or
- Dishwasher 450 mm wide, or
- Hot water heater or waste collector
- Microwave or extractor hood

Multiple options available on request

Model	L x W x H	Model/order no.	Model/order no.	Price
With plain surface		Sink on left	Sink on right	
	900 x 650 x 1,956	PKFA-90-BEL 5572204100	PKFA-90-BER 5572204000	
	1,000 x 650 x 1,956	PKFA-100-BEL 5572204300	PKFA-100-BER 5572204200	
With hot plates	1,200 x 650 x 1,956	PKFA-120-BEL 5572204500	PKFA-120-BER 5572204400	
	900 x 650 x 1,956	PKFM-90-BEL 5572204700	PKFM-90-BER 5572204600	
	1,000 x 650 x 1,956	PKFM-100-BEL 5572204900	PKFM-100-BER 5572204800	
With glass ceramic hob	1,200 x 650 x 1,956	PKFM-120-BEL 5572205100	PKFM-120-BER 5572205000	
	900 x 650 x 1,956	PKFC-90-BEL 5572205300	PKFC-90-BER 5572205200	
	1,000 x 650 x 1,956	PKFC-100-BEL 5572205500	PKFC-100-BER 5572205400	
	1,200 x 650 x 1,956	PKFC-120-BEL 5572205700	PKFC-120-BER 5572205600	

Additional cost for plinth in décor colour

Additional cost for cabinet kitchenette in split design
Price available on request.

MPSD
5572125100

Special finishes and special designs available on request.


Dimensions in mm, prices in €

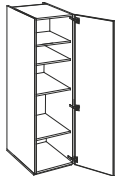


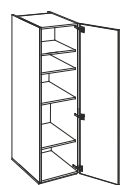
SIDE FURNITURE

Cabinet kitchenettes PKD... and PKF...

All furniture supplied fully assembled and made of high-quality melamine resin-coated particle board (19 mm), carcass and interior parts edged with thin ABS edge, doors with thick ABS edge, white insertable shelves (16 mm thick). The doors are attached with CLIP cabinet hinges and open to 100°.

Model example	L x W x H	Model	Order no.	Model	Order no.	Price
			Door hinge on left	Door hinge on right		
 Door hinge on right	Wardrobe with fixed intermediate shelf and rail					
	450 x 650 x 1,956	HSS-45-TAL	5572208900	HSS-45-TAR	5572208800	
	500 x 650 x 1,956	HSS-50-TAL	5572209100	HSS-50-TAR	5572209000	
	600 x 650 x 1,956	HSS-60-TAL	5572209300	HSS-60-TAR	5572209200	
	Broom cupboard with fixed intermediate shelf and hooks					
	450 x 650 x 1,956	HSB-45-TAL	5572209500	HSB-45-TAR	5572209400	
	500 x 650 x 1,956	HSB-50-TAL	5572209700	HSB-50-TAR	5572209600	
	600 x 650 x 1,956	HSB-60-TAL	5572209900	HSB-60-TAR	5572209800	
	Cabinet with one fixed and 4 height-adjustable shelves					
	450 x 650 x 1,956	HSA-45-TAL	5572210100	HSA-45-TAR	5572210000	
Special finishes and special designs available on request.						

Model example	L x W x H	Model	Order no.	Model	Order no.	Price
			Door hinge on left	Door hinge on right		
 Door hinge on right	US-45-TAL					
	450 x 470 x 1,956	US-45-TAL	5572210700	US-45-TAR	5572210600	
	500 x 470 x 1,956	US-50-TAL	5572210900	US-50-TAR	5572210800	
Special finishes and special designs available on request.						



Door hinge on right



Dimensions in mm, prices in €

Model example	L x W x H	Model	Order no.	Model	Order no.	Price
		Door hinge on left		Door hinge on right		
MS-90	One door					
Multi-purpose cabinet with 2 height-adjustable intermediate shelves	450 x 470 x 1,176	MS-45-TAL	5572211300	MS-45-TAR	5572211200	
	500 x 470 x 1,176	MS-50-TAL	5572211500	MS-50-TAR	5572211400	
	600 x 470 x 1,176	MS-60-TAL	5572211700	MS-60-TAR	5572211600	
	Two doors					
	900 x 470 x 1,176	MS-90	5572211800			
	1,000 x 470 x 1,176	MS-100	5572211900	With divider		
	1,200 x 470 x 1,176	MS-120	5572212000	With divider		



Special finishes and special designs available on request.

Model example	L x W x H	Model	Order no.	Model	Order no.	Price
		Door hinge on left		Door hinge on right		
AS-90	One door					
Extension cupboard with 1 height-adjustable intermediate shelf	450 x 650 x 500	AS-45-TAL	5572212200	AS-45-TAR	5572212100	
	500 x 650 x 500	AS-50-TAL	5572212400	AS-50-TAR	5572212300	
	600 x 650 x 500	AS-60-TAL	5572212600	AS-60-TAR	5572212500	
	Two doors					
	900 x 650 x 500	AS-90	5572212700			
	1,000 x 650 x 500	AS-100	5572212800	With divider		
	1,200 x 650 x 500	AS-120	5572212900	With divider		



Special finishes and special designs available on request.

Model example	L x W x H	Model	Order no.	Price
RG-30-176	With one fixed and 3 height-adjustable shelves			
Shelf unit	300 x 450 x 1,764	RG-30-176	5572214700	
	With one fixed and 3 height-adjustable shelves			
	300 x 450 x 1,541	RG-30-154	5572214800	



Special finishes and special designs available on request.

Dimensions in mm, prices in €



SIDE FURNITURE

Cabinet kitchenettes PKD... and PKF...

L x W x H	Model	Order no.	Price
-----------	-------	-----------	-------

Insertable shelves

White, 4 shelf supports, suitable for side furniture 650 mm wide

412 x 550 x 16	EB-45-65	5572214900
462 x 550 x 16	EB-50-65	5572215000
562 x 550 x 16	EB-60-65	5572215100

L x W x H	Model	Order no.	Price
-----------	-------	-----------	-------

Insertable shelves

White, 4 shelf supports, suitable for side furniture 470 mm wide

412 x 380 x 16	EB-45-47	5572215200
462 x 380 x 16	EB-50-47	5572215300
562 x 380 x 16	EB-60-47	5572215400

L x W x H	Model	Order no.	Price
-----------	-------	-----------	-------

Connecting shelf for cabinet combination

Same décor as carcass

300 x 350 x 16	VB-30	5572215500
----------------	-------	------------

Model	Order no.	Price
-------	-----------	-------

Intermediate bar

Stainless steel, 300 mm long

ZST-30	5572215600
--------	------------

Model	Order no.	Price
-------	-----------	-------

Cylinder lock

For hinged door and roller-shutter doors, fully installed

ZYS	5572215700
-----	------------

Model	Order no.	Price
-------	-----------	-------

Trim plate material

Front design, per m², with thick ABS edge (minimum price: €28.00)

BLM	5572215800
-----	------------

for standard décor – see page 54 for the décor colour range (max. dimensions: 1,900 x 648 mm)

Model	Order no.	Price
-------	-----------	-------

Additional cost for plinth in décor colour

MPSD	5572128900
------	------------



Dimensions in mm, prices in €

CABINET KITCHENETTES

with hinged doors (model AKD...)



Cabinet fully assembled, made of high-quality melamine resin-coated particle board (19 mm), carcass and interior parts edged with thin ABS edge, doors with thick ABS edge, doors attached with CLIP cabinet hinges, doors open to 100°.

Basic equipment:

Pantry top made of stainless steel (material 1.4301) with one sink, incl. drain and overflow fittings, odour trap, with moulded drainer and waste tray, optionally with glass ceramic hob (2 cooking points, 1,200 W and 1,700 W, with residual heat display) or with hot plates (one 1,000 W hot plate, one 2,000 W rapid heat hot plate), or with a plain surface without a cooking area.

The tap hole for mounting a mixer tap and a plug for the tap hole are part of the basic equipment.

A safety circuit prevents operation of the cooking points when the doors are closed.

- The basic equipment includes a refrigerator (500 mm wide), optionally with or without a 4-star freezer compartment.
- Drawer under the sink, cabinet top part with two shelves and 1 luminaire incl. integrated power point with protective cover
- Towel holder attached to one of the hinged doors.
- Plinths black, not height-adjustable
- AKD model is available with an extractor hood.
- The luminaire is replaced with a separate power point.
- The tap fitting shown in the picture is optional equipment.

CABINET KITCHENETTES

Special model

Cabinet kitchenette system, 2-part

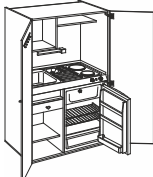


Price available on request.

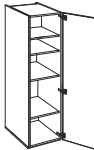


CABINET KITCHENETTES

with hinged doors (model AKD...)

Model example	L x W x H	Model/order no.	Model/order no.	Model/order no.	Model/order no.	Price
		Sink on left	Sink on right	Sink on left	Sink on right	
AKDM-MG-100-BEL 	With plain surface	Model with refrigerator without freezer compartment		Model with refrigerator with 4-star freezer compartment		
	900 x 650 x 1,891	AKDA-OG-90-BEL 5572205900	AKDA-OG-90-BER 5572205800	AKDA-MG-90-BEL 5572207100	AKDA-MG-90-BER 5572207000	
	1,000 x 650 x 1,891	AKDA-OG-100-BEL 5572206100	AKDA-OG-100-BER 5572206000	AKDA-MG-100-BEL 5572207300	AKDA-MG-100-BER 5572207200	
	With hot plates	Model with refrigerator without freezer compartment		Model with refrigerator with 4-star freezer compartment		
	900 x 650 x 1,891	AKDM-OG-90-BEL 5572206300	AKDM-OG-90-BER 5572206200	AKDM-MG-90-BEL 5572207500	AKDM-MG-90-BER 5572207400	
	1,000 x 650 x 1,891	AKDM-OG-100-BEL 5572206500	AKDM-OG-100-BER 5572206400	AKDM-MG-100-BEL 5572207700	AKDM-MG-100-BER 5572207600	
	With glass ceramic hob	Model with refrigerator without freezer compartment		Model with refrigerator with 4-star freezer compartment		
	900 x 650 x 1,891	AKDC-OG-90-BEL 5572206700	AKDC-OG-90-BER 5572206600	AKDC-MG-90-BEL 5572207900	AKDC-MG-90-BER 5572207800	
	1,000 x 650 x 1,891	AKDC-OG-100-BEL 5572206900	AKDC-OG-100-BER 5572206800	AKDC-MG-100-BEL 5572208100	AKDC-MG-100-BER 5572208000	

Special finishes and special designs available on request.

Model example	L x W x H	Model/order no.	Model/order no.	Price
		Door hinge on left	Door hinge on right	
HS-45-TAR Add-on cabinet fully assembled, 1 fixed and 3 height-adjustable shelves 	450 x 650 x 1,891	HS-45-TAL 5572208300	HS-45-TAR 5572208200	
	500 x 650 x 1,891	HS-50-TAL 5572208500	HS-50-TAR 5572208400	
	600 x 650 x 1,891	HS-60-TAL 5572208700	HS-60-TAR 5572208600	

Door hinge on right

Special finishes and special designs available on request.



Dimensions in mm, prices in €

KITCHEN CENTRES

Model example and assembly instructions

All planning variants can be realised with these kitchen centres, which are made completely of stainless steel or white melamine resin-coated particle board (16 mm thick), equipped with a stainless steel top, with or without hob plates or a glass ceramic hob and one sink, and which come with options for different refrigeration or dishwashing appliances to suit the customer's

preferences.

The unit is available in the lengths 1,000, 1,200 and 1,500 mm and can be expanded with wall cabinets and side cabinets (side furniture – see pages 26 and 27).

The stainless steel combination sink and hob unit (ready to plug in), with 55 mm edging on all sides, is equipped with one sink, incl. 1½" drain and overflow fit-

tings, odour trap, with moulded drainer, optionally with a glass ceramic hob (2 cooking points, 1,200 W and 1,700 W, with residual heat display) or with hot plates (2 cooking plates, 1,500 W each), or with a plain surface without a cooking area.

The tap hole for mounting a mixer tap, a plug for the tap hole and an odour trap are part of the basic equipment.

Model example

Kitchen centre KCOM-ED-100-BEL with WHS-ED-100

Stainless steel kitchen centre (material 1.4301) consisting of a single-walled stainless steel construction.

Covered at the top with a combination sink and hob unit with two hot plates and one sink.

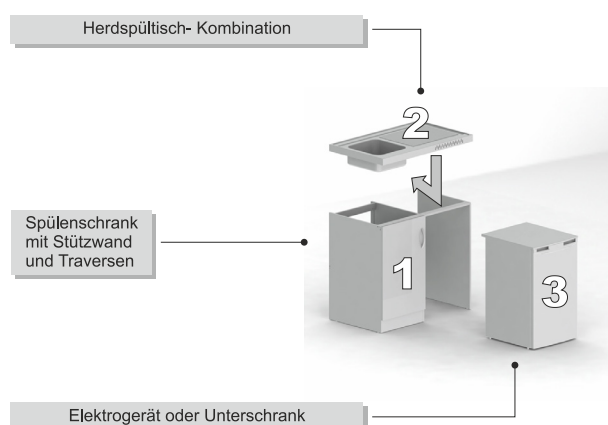


Kitchen centre KCKM-100-BEL

Kitchen centre consisting of one sink undercabinet, one supporting wall and a refrigerator pushed into the gap. Covered at the top with a combination sink and hob unit with two hot plates and one sink.



Assembly instructions



The kitchen centres are supplied in three packaging units (four packaging units for the KC-150), which need to be assembled on site.

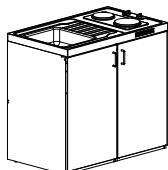


STAINLESS STEEL KITCHENCENTRES Model KC...

The undercabinets and wall-mounted cabinets consist of a single-walled stainless steel construction. All visible external surfaces are brushed (KEK finish). The tap hole for mounting a mixer tap, a plug for the tap hole and an odour trap are part of the basic equipment.

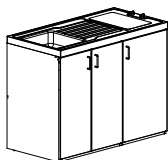
Stainless steel kitchen centre without refrigerator

Model example	Equipment	Model	Order no.	Model	Order no.	Price
KCOM-ED-100-BEL	With plain surface	KCOA-ED-100-BEL	5572114800	KCOA-ED-100-BER	5572115100	
	With hot plates	KCOM-ED-100-BEL	5572114900	KCOM-ED-100-BER	5572115200	
	With glass ceramic hob	KCOC-ED-100-BEL	5572115000	KCOC-ED-100-BER	5572115300	



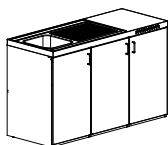
Substructure consisting of one sink undercabinet and one undercabinet with one insertable shelf
1000 x 600 x 925

KCOC-ED-120-BEL	With plain surface	KCOA-ED-120-BEL	5572115400	KCOA-ED-120-BER	5572115700	
	With hot plates	KCOM-ED-120-BEL	5572115500	KCOM-ED-120-BER	5572115800	
	With glass ceramic hob	KCOC-ED-120-BEL	5572115600	KCOC-ED-120-BER	5572115900	



Substructure consisting of one sink undercabinet with two hinged doors and one undercabinet with one insertable shelf
1200 x 600 x 925

KCOA-ED-150-BEL	With plain surface	KCOA-ED-150-BEL	5572116000	KCOA-ED-150-BER	5572116200	
	With hot plates	KCOM-ED-150-BEL	5572116100	KCOM-ED-150-BER	5572116300	
	With glass ceramic hob	KCOC-ED-150-BEL	5572469800	KCOC-ED-150-BER	5572469900	

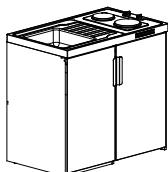


Substructure consisting of one sink undercabinet and two undercabinets with an insertable shelf and hinged doors
1500 x 600 x 925

Caution! On the version with a glass ceramic hob, please note the dimensions of 1500 x 600 x 940.
(Cover height 70 mm)

Stainless steel kitchen centre with refrigerator

Model example	Equipment	Model	Order no.	Model	Order no.	Price
KCKM-ED-100-BEL	With plain surface	KCKA-ED-100-BEL	5572116400	KCKA-ED-100-BER	5572116700	
	With hot plates	KCKM-ED-100-BEL	5572116500	KCKM-ED-100-BER	5572116800	
	With glass ceramic hob	KCKC-ED-100-BEL	5572116600	KCKC-ED-100-BER	5572116900	



Refrigerator only available with freezer compartment

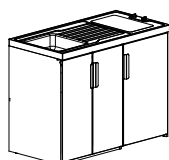
Substructure consisting of one sink undercabinet, one supporting wall and a refrigerator with 4-star freezer compartment (500 mm) pushed into the gap and a stainless steel front, 1000 x 600 x 925

Special designs available on request.



Dimensions in mm, prices in €

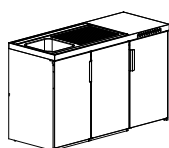
Model example	Equipment	Model	Order no.	Model	Order no.	Price
KCKC-ED-120-BEL	With plain surface	KCKA-ED-120-BEL	5572117000	KCKA-ED-120-BER	5572117300	
	With hot plates	KCKM-ED-120-BEL	5572117100	KCKM-ED-120-BER	5572117400	
	With glass ceramic hob	KCKC-ED-120-BEL	5572117200	KCKC-ED-120-BER	5572117500	



Refrigerator only
available with freezer
compartment

Substructure consisting of one sink undercabinet with two hinged doors, one supporting wall and a refrigerator with 4-star freezer compartment (500 mm) pushed into the gap and a stainless steel front, 1200 x 600 x 925

KCKA-ED-150-BEL	With plain surface	KCKA-ED-150-BEL	5572117600	KCKA-ED-150-BER	5572117800	
	With hot plates	KCKM-ED-150-BEL	5572117700	KCKM-ED-150-BER	5572117900	
	With glass ceramic hob	KCKC-ED-150-BEL	5572470000	KCKC-ED-150-BER	5572470100	



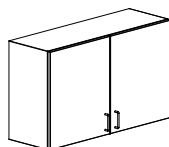
Refrigerator only
available with freezer
compartment

Substructure consisting of one sink undercabinet with hinged doors, one undercabinet with insertable shelf, one supporting wall and a refrigerator with 4-star freezer compartment (500 mm) pushed into the gap and a stainless steel front, 1500 x 600 x 925

Caution! On the version with a glass ceramic hob, please note the dimensions of 1500 x 600 x 940.
(Cover height 70 mm)

Stainless steel wall-mounted cabinet

Model example	Equipment	Model	Order no.	Price
WHS-ED-100	500 x 340 x 600 1 door	Door hinge on right Door hinge on left	WHS-ED-50-TAR WHS-ED-50-TAL	5572118000 5572120300
	1,000 x 340 x 600 2 doors		WHS-ED-100	5572118100
	1,200 x 340 x 600 2 doors		WHS-ED-120	5572118200



Consisting of a single-walled stainless steel construction and an insertable shelf

Special designs available on request.




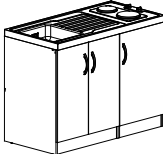
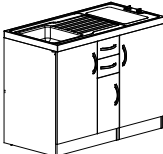
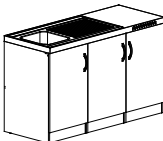
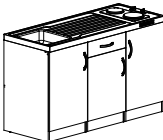
BASIC KITCHEN CENTRE

Model KC...

All cabinets are made of white, melamine resin-coated particle board, 16 mm thick, and are supplied fully assembled. The hinged doors are mounted with 100° CLIP hinges. The tap hole for mounting a mixer tap, a plug for the tap hole and an odour trap are part of the basic equipment.

Optionally available with 19 mm melamine resin-coated particle board,
Price available on request.

Kitchen centre without refrigerator

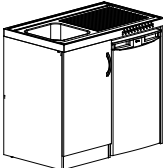

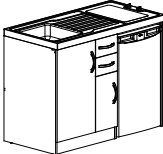

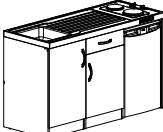
Model example	Equipment	Model	Order no.	Model	Order no.	Price
		Sink on left		Sink on right		
	With plain surface	KCOA-100-BEL	5572084500	KCOA-100-BER	5572084600	
	With hot plates	KCOM-100-BEL	5572084700	KCOM-100-BER	5572084800	
	With glass ceramic hob	KCOC-100-BEL	5572084900	KCOC-100-BER	5572085000	
	Additional cost for drawer box under the sink, behind the door (incl. space-saving pipe)				5572085100	
Substructure consisting of one sink undercabinet and one undercabinet with one insertable shelf 1000 x 600 x 925						
	With plain surface	KCOA-F-120-BEL	5572085300	KCOA-F-120-BER	5572085400	
	With hot plates	KCOM-F-120-BEL	5572085500	KCOM-F-120-BER	5572085600	
	With glass ceramic hob	KCOC-F-120-BEL	5572085700	KCOC-F-120-BER	5572085800	
	Substructure consisting of one sink undercabinet with two hinged doors and one undercabinet with one insertable shelf 1200 x 600 x 925					
	With plain surface	KCOA-120-BEL	5572086000	KCOA-120-BER	5572086100	
	With hot plates	KCOM-120-BEL	5572086200	KCOM-120-BER	5572086300	
	With glass ceramic hob	KCOC-120-BEL	5572086400	KCOC-120-BER	5572086500	
	Substructure consisting of one sink undercabinet with two hinged doors and two drawer boxes, and one undercabinet with one insertable shelf, 1200 x 600 x 925					
	With plain surface	KCOA-150-BEL	5572086700	KCOA-150-BER	5572086800	
	With hot plates	KCOM-150-BEL	5572086900	KCOM-150-BER	5572087000	
	With glass ceramic hob	KCOC-150-BEL	5572469000	KCOC-150-BER	5572469100	
	Additional cost for drawer box under the sink, behind the door (incl. space-saving pipe)				5572085100	
Substructure consisting of one sink undercabinet and two undercabinets with an insertable shelf and hinged doors 1500 x 600 x 925						
Caution! On the version with a glass ceramic hob, please note the dimensions of 1500 x 600 x 940. (Cover height 70 mm)						
	With plain surface	KCOA-S-150-BEL	5572087100	KCOA-S-150-BER	5572087200	
	With hot plates	KCOM-S-150-BEL	5572090000	KCOM-S-150-BER	5572090100	
	With glass ceramic hob	KCOC-S-150-BEL	5572469200	KCOC-S-150-BER	5572469300	
	Additional cost for drawer box under the sink, behind the door (incl. space-saving pipe)				5572085100	
Substructure consisting of one sink undercabinet, one undercabinet with insertable shelf and one undercabinet with drawer box and one insertable shelf, 1500 x 600 x 925						
Caution! On the version with a glass ceramic hob, please note the dimensions of 1500 x 600 x 940. (Cover height 70 mm)						



Special designs available on request.

Dimensions in mm, prices in €

Kitchen centre with refrigerator

Model example	Equipment	Model	Order no.	Model	Order no.	Price
KCKA-100-BEL 		Sink on left		Sink on right		
	With plain surface	KCKA-100-BEL	5572087400	KCKA-100-BER	5572087500	
	With hot plates	KCKM-100-BEL	5572087600	KCKM-100-BER	5572087700	
	With glass ceramic hob	KCKC-100-BEL	5572087800	KCKC-100-BER	5572087900	
	Additional cost for drawer box under the sink, behind the door (incl. space-saving pipe)				5572088100	
	Alternative refrigerator without freezer compartment				5570281700	
Substructure consisting of one sink undercabinet, one supporting wall and a refrigerator with 4-star freezer compartment (500 mm) pushed into the gap 1000 x 600 x 925						
KCKM-F-120-BEL 	With plain surface	KCKA-F-120-BEL	5572088200	KCKA-F-120-BER	5572088300	
	With hot plates	KCKM-F-120-BEL	5572088400	KCKM-F-120-BER	5572088500	
	With glass ceramic hob	KCKC-F-120-BEL	5572088600	KCKC-F-120-BER	5572088700	
	Alternative refrigerator without freezer compartment				5570281700	
	Substructure consisting of one sink undercabinet with two hinged doors, one supporting wall and a refrigerator with 4-star freezer compartment (500 mm) pushed into the gap 1200 x 600 x 925					
	KCKC-120-BEL 	With plain surface	KCKA-120-BEL	5572088900	KCKA-120-BER	5572089000
With hot plates		KCKM-120-BEL	5572089100	KCKM-120-BER	5572089200	
With glass ceramic hob		KCKC-120-BEL	5572089300	KCKC-120-BER	5572089400	
Alternative refrigerator without freezer compartment				5570281700		
Substructure consisting of one sink undercabinet with two hinged doors and two drawer boxes, one supporting wall and a refrigerator with 4-star freezer compartment (500 mm) pushed into the gap 1200 x 600 x 925						
KCKA-150-BEL 		With plain surface	KCKA-150-BEL	5572089600	KCKA-150-BER	5572089700
	With hot plates	KCKM-150-BEL	5572089800	KCKM-150-BER	5572089900	
	With glass ceramic hob	KCKC-150-BEL	5572469400	KCKC-150-BER	5572469500	
	Additional cost for drawer box under the sink, behind the door (incl. space-saving pipe)				5572088100	
	Alternative refrigerator without freezer compartment				5570281700	
	Substructure consisting of one sink undercabinet and one undercabinet with insertable shelf, with 2 hinged doors, one supporting wall and a refrigerator with 4-star freezer compartment (500 mm) pushed into the gap 1500 x 600 x 925					
Caution! On the version with a glass ceramic hob, please note the dimensions of 1500 x 600 x 940. (Cover height 70 mm)						
KCKM-S-150-BEL 	With plain surface	KCKA-S-150-BEL	5572088000	KCKA-S-150-BER	5572092500	
	With hot plates	KCKM-S-150-BEL	5572093800	KCKM-S-150-BER	5572093900	
	With glass ceramic hob	KCKC-S-150-BEL	5572469600	KCKC-S-150-BER	5572469700	
	Additional cost for drawer box under the sink, behind the door (incl. space-saving pipe)				5572088100	
	Alternative refrigerator without freezer compartment				5570281700	
	Substructure consisting of one sink undercabinet, one undercabinet with drawer box and one insertable shelf, one supporting wall and a refrigerator with 4-star freezer compartment (500 mm) pushed into the gap, 1500 x 600 x 925					
Caution! On the version with a glass ceramic hob, please note the dimensions of 1500 x 600 x 940. (Cover height 70 mm)						

Dimensions in mm, prices in €

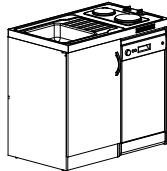


BASIC KITCHEN CENTRE

Model KC...

Kitchen centre with dishwasher

Model example	Equipment	Model	Order no.	Model	Order no.	Price
KCOM-GS-100-BEL		Sink on left		Sink on right		
	With plain surface	KCOA-GS-100-BEL	5572090300	KCOA-GS-100-BER	5572090400	
	With hot plates	KCOM-GS-100-BEL	5572090500	KCOM-GS-100-BER	5572090600	
	With glass ceramic hob	KCOC-GS-100-BEL	5572090700	KCOC-GS-100-BER	5572090800	




Additional cost for drawer box under the sink, behind the door (incl. space-saving pipe)

5572091000

Substructure consisting of one sink undercabinet, one supporting wall and a dishwasher (450 mm) pushed into the gap 1000 x 600 x 925

KCOC-GS-120-BEL	With plain surface	KCOA-GS-120-BEL	5572091100	KCOA-GS-120-BER	5572091200	
	With hot plates	KCOM-GS-120-BEL	5572091300	KCOM-GS-120-BER	5572091400	
	With glass ceramic hob	KCOC-GS-120-BEL	5572091500	KCOC-GS-120-BER	5572091600	

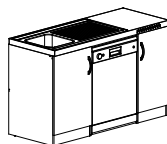


Additional cost for drawer box under the sink, behind the door (incl. space-saving pipe)

5572091700

Substructure consisting of one sink undercabinet, one supporting wall and a dishwasher (600 mm) pushed into the gap 1200 x 600 x 925

KCOA-GS-150-BEL	With plain surface	KCOA-GS-150-BEL	5572091900	KCOA-GS-150-BER	5572092000	
	With hot plates	KCOM-GS-150-BEL	5572092100	KCOM-GS-150-BER	5572092200	
	With glass ceramic hob	KCOC-GS-150-BEL	5572222000	KCOC-GS-150-BER	5572222100	



Additional cost for drawer box under the sink, behind the door (incl. space-saving pipe)

5572085100

Substructure consisting of one sink undercabinet and one undercabinet with insertable shelf, and a dishwasher pushed into the gap (600 mm) 1500 x 600 x 925


Caution! On the version with a glass ceramic hob, please note the dimensions of 1500 x 600 x 940. (Cover height 70 mm)

Special designs available on request.




Dimensions in mm, prices in €

Kitchen centre with refrigerator and dishwasher


Model example	Equipment	Model	Order no.	Model	Order no.	Price
KCKM-GS-120-BEL 		Sink on left		Sink on right		
	With plain surface	KCKA-GS-120-BEL	5572092600	KCKA-GS-120-BER	5572092700	
	With hot plates	KCKM-GS-120-BEL	5572092800	KCKM-GS-120-BER	5572092900	
	With glass ceramic hob	KCKC-GS-120-BEL	5572093000	KCKC-GS-120-BER	5572093100	
	Alternative refrigerator without freezer compartment				5570281700	

Substructure consisting of one sink undercabinet with one drawer and a compact dishwasher (incl. space-saving pipe), one supporting wall and a refrigerator with 4-star freezer compartment (500 mm) pushed into the gap 1200 x 600 x 925

KCKA-GS-150-BEL 	With plain surface	KCKA-GS-150-BEL	5572093300	KCKA-GS-150-BER	5572093400	
	With hot plates	KCKM-GS-150-BEL	5572093500	KCKM-GS-150-BER	5572093600	
	With glass ceramic hob	KCKC-GS-150-BEL	5572222200	KCKC-GS-150-BER	5572222300	
	Alternative refrigerator without freezer compartment				5570281700	

Substructure consisting of one sink undercabinet with one drawer and a compact dishwasher (incl. space-saving pipe), one undercabinet with insertable shelf, one supporting wall and a refrigerator with 4-star freezer compartment (500 mm) pushed into the gap 1500 x 600 x 925

Caution! On the version with a glass ceramic hob, please note the dimensions of 1500 x 600 x 940. (Cover height 70 mm)

KCKM-GSXL-150-BEL 	With plain surface	KCKA-GSXL-150-BEL	5572094000	KCKA-GSXL-150-BER	5572094100	
	With hot plates	KCKM-GSXL-150-BEL	5572094200	KCKM-GSXL-150-BER	5572094300	
	With glass ceramic hob	KCKC-GSXL-150-BEL	5572222400	KCKC-GSXL-150-BEL	5572222500	
	Alternative refrigerator without freezer compartment				5570281700	

Substructure consisting of one sink undercabinet and a dishwasher (450 mm), one supporting wall and a refrigerator with 4-star freezer compartment (500 mm) pushed into the gap 1500 x 600 x 925

Caution! On the version with a glass ceramic hob, please note the dimensions of 1500 x 600 x 940. (Cover height 70 mm)

Special designs available on request.



BASIC KITCHEN CENTRE

Model KC...

All cabinets are made of white, melamine resin-coated particle board, 16 mm thick, and are supplied fully assembled. The hinged doors are mounted with 100° CLIP hinges.

The stainless steel combination sink and hob unit (ready to plug in), with 55 mm edging on all sides, is equipped with one sink, incl. 1½" drain and overflow fittings, odour trap, with moulded drainer, optionally with a glass ceramic hob (2 cooking points, 1,200 W and 1,700 W, with residual heat display) or with hot plates (2 cooking plates, 1,500 W each), or with a plain surface without a cooking area.

The tap hole for mounting a mixer tap and a plug for the tap hole are part of the basic equipment.

Substructure consisting of one sink undercabinet 480 mm with a microwave underneath the sink behind the door, one supporting wall and a refrigerator with 4-star freezer compartment (500 mm) pushed into the gap, alternatively without freezer compartment.

Kitchen centre with refrigerator and microwave

Equipment	Model	Order no.	Model	Order no.	Price
	Sink on left		Sink on right		
With plain surface	KCKA-MW-100-BEL	5572493000	KCKA-MW-100-BER	5572493100	
With hot plates	KCKM-MW-100-BEL	5572493200	KCKM-MW-100-BER	5572493300	
With glass ceramic hob	KCKC-MW-100-BEL	5572493400	KCKC-MW-100-BER	5572493500	

Model example

KCKM-MW-100-BEL



Dimensions in mm, prices in €

BASIC KITCHEN CENTRE

Model KC...

All cabinets are made of white, melamine resin-coated particle board, 16 mm thick, and are supplied fully assembled. The hinged doors are mounted with 100° CLIP hinges.

The stainless steel combination sink and hob unit (ready to plug in), with 55 mm edging on all sides, is equipped with one sink, incl. 1½” drain and overflow fittings, odour trap, with moulded drainer, optionally with a glass ceramic hob (2 cooking points, 1,200 W and 1,700 W, with residual heat display) or with hot plates (2 cooking plates, 1,500 W each), or with a plain surface without a cooking area.

The tap hole for mounting a mixer tap and a plug for the tap hole are part of the basic equipment.

Substructure consisting of one sink undercabinet with two drawers and a microwave (incl. space-saving pipe), one supporting wall and a refrigerator with 4-star freezer compartment (500 mm) pushed into the gap, alternatively without freezer compartment.

Kitchen centre with refrigerator and microwave

Equipment	Model	Order no.	Model	Order no.	Price
	Sink on left		Sink on right		
With plain surface	KCKA-MW-120-BEL	5572493600	KCKA-MW-120-BER	5572493700	
With hot plates	KCKM-MW-120-BEL	5572493800	KCKM-MW-120-BER	5572493900	
With glass ceramic hob	KCKC-MW-120-BEL	5572494000	KCKC-MW-120-BER	5572494100	

Model example

KCKC-MW-120-BEL



Dimensions in mm, prices in €




SIDE FURNITURE

for basic kitchen centre

All cabinets are made of white, melamine resin-coated particle board, 16 mm thick, and are supplied fully assembled. The hinged doors are mounted with 100° CLIP hinges.

Optionally available with 19 mm melamine resin-coated particle board,
Price available on request.

Model example	Length	Model	Order no.	Model	Order no.	Price
WHS-40-TAL 		Door hinge on left		Door hinge on right		
	400	WHS-40-TAL	5509118100	WHS-40-TAR	5509118200	
	450	WHS-45-TAL	5509118300	WHS-45-TAR	5509118400	
	500	WHS-50-TAL	5509118500	WHS-50-TAR	5509118600	
	600	WHS-60-TAL	5509118700	WHS-60-TAR	5509118800	

Door hinge on left


Wall cabinet

With one hinged door and one insertable shelf
Cabinet height 600 mm
Cabinet width 335 mm

WHS-100 	800			WHS-80	5509699800
	900			WHS-90	5509699100
	1,000	With centre bar		WHS-100	5509699200
	1,200	With centre bar		WHS-120	5509699300


Wall cabinet

With hinged doors and one insertable shelf
Cabinet height 600 mm
Cabinet width 335 mm

WHS-100-ML 		Microwave on left		Microwave on right	
	1,000	WHS-100-ML	5509119100	WHS-100-MR	5509119200
	1,200	WHS-120-ML	5509119300	WHS-120-MR	5509119400

Wall cabinet

With hinged doors and compartment for microwave*
Cabinet height 600 mm
Cabinet width 335 mm

WHS-M-60-TAL 		Door hinge on left		Door hinge on right	
	600	WHS-M-60-TAL	5572199600	WHS-M-60-TAR	5572199700

Door hinge on left

Wall cabinet


With hinged door and compartment for microwave*
Cabinet height 600 mm
Cabinet width 335 mm



Dimensions in mm, prices in €


SIDE FURNITURE

for basic kitchen centre

Model example	Length	Model	Order no.	Model	Order no.	Price
GS-40-TAL  Door hinge on left	Door hinge on left		Door hinge on right			
	400	GS-40-TAL	5509708400	GS-40-TAR	5509708500	
	500	GS-50-TAL	5509699600	GS-50-TAR	5509708600	
	600	GS-60-TAL	5509708700	GS-60-TAR	5509708800	
	Additional cost for extra insertable shelf					
	400	EB-GS-40			5509708000	
	500	EB-GS-50			5509708200	
	600	EB-GS-60			5509708300	


Cupboard

With hinged door, one fixed shelf,
3 insertable shelves
Cabinet height 600 mm
Cabinet width 335 mm

KUS-40-TAR  Door hinge on right	400	KUS-40-TAL	5509800100	KUS-40-TAR	5509800200	
	450	KUS-45-TAL	5509799500	KUS-45-TAR	5509799400	
	500	KUS-50-TAL	5509799600	KUS-50-TAR	5509800300	
	600	KUS-60-TAL	5509799700	KUS-60-TAR	5509800400	

Undercabinet

Matching design to kitchen centre, with 38 mm thick
worktop, rounded edge at front
(Décor colour range – see pages 52, 53)
With hinged door and one insertable shelf
Cabinet height 925 mm
Cabinet width 335 mm

KUS-S-40-TAR  Door hinge on right	400	KUS-S-40-TAL	5572199800	KUS-S-40-TAR	5572200200	
	450	KUS-S-45-TAL	5572199900	KUS-S-45-TAR	5572200300	
	500	KUS-S-50-TAL	5572200000	KUS-S-50-TAR	5572200400	
	600	KUS-S-60-TAL	5572200100	KUS-S-60-TAR	5572200500	

Undercabinet with drawer box

Matching design to kitchen centre, with 38 mm thick
worktop, rounded edge at front
(Décor colour range – see pages 52, 53)
With hinged door, drawer box and
one insertable shelf
Cabinet height 925 mm
Cabinet width 335 mm

Special designs available on request.

Dimensions in mm, prices in €

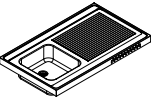
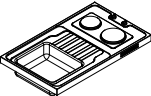


COMBINATION SINK AND HOB UNIT

as drop-in sink with controls on the top

Combination sink and hob unit, stainless steel top (material 1.4301), with edging on all sides, with one sink, incl. drain and overflow fittings, odour trap, with moulded drainer, ventilation slots for refrigerator. Optionally available with hot plates (1x hot plate dia. 145 mm / 1,500 W and 1x hot plate dia. 180 mm / 1,500 W) or with glass ceramic hob (1x cooking point dia. 140 mm / 1,200 W and 1x cooking point dia. 180 mm / 1,700 W). The tap hole for mounting a mixer tap, a plug for the tap hole and an odour trap are part of the basic equipment.

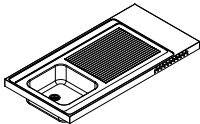
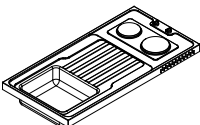
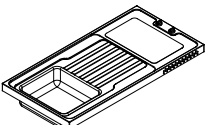
Combination sink and hob unit, 1000 mm, without waste tray

Model example	Equipment	Model	Order no.	Price
	With plain surface Sink on left	HSKAA-100-BEL	5572213100	
	With plain surface Sink on right	HSKAA-100-BER	5572213200	
	Dimensions: 1,000 x 600 x 55 Sink dimensions: 340 x 370 x 150			
	With hot plates, sink on left	HSKAM-100-BEL	5572213300	
	With hot plates, sink on right	HSKAM-100-BER	5572213400	
	Dimensions: 1,000 x 600 x 55 Sink dimensions: 340 x 400 x 150			
	With glass ceramic hob, sink on left	HSKAC-100-BEL	5572213500	
	With glass ceramic hob, sink on right	HSKAC-100-BER	5572213600	
	Dimensions: 1,000 x 600 x 55 Sink dimensions: 340 x 400 x 150			



Dimensions in mm, prices in €

Combination sink and hob unit, 1200 mm, without waste tray

Model example	Equipment	Model	Order no.	Price
HSKAA-120-BEL 	With plain surface, sink on left	HSKAA-120-BEL	5572213700	
	With plain surface, sink on right	HSKAA-120-BER	5572213800	
	Dimensions: 1,200 x 600 x 55 Sink dimensions: 340 x 370 x 150			
HSKAM-120-BEL 	With hot plates, sink on left	HSKAM-120-BEL	5572213900	
	With hot plates, sink on right	HSKAM-120-BER	5572214000	
	Dimensions: 1,200 x 600 x 55 Sink dimensions: 340 x 400 x 150			
HSKAC-120-BEL 	With glass ceramic hob, sink on left	HSKAC-120-BEL	5572214100	
	With glass ceramic hob, sink on right	HSKAC-120-BER	5572214200	
	Dimensions: 1,200 x 600 x 55 Sink dimensions: 340 x 400 x 150			

Combination sink and hob unit, 1500 mm, without waste tray

Model example	Equipment	Model	Order no.	Price
HSKAA-150-BEL 	With plain surface Sink on left	HSKAA-150-BEL	5572214300	
	With plain surface Sink on right	HSKAA-150-BER	5572214400	
	Dimensions: 1,500 x 600 x 55 Sink dimensions: 340 x 370 x 150			
HSKAM-150-BEL 	With hot plates, sink on left	HSKAM-150-BEL	5572214500	
	With hot plates, sink on right	HSKAM-150-BER	5572214600	
	Dimensions: 1,500 x 600 x 55 Sink dimensions: 340 x 400 x 150			
HSKAC-150-BEL 	With glass ceramic hob, sink on left	HSKAC-150-BEL	5572222600	
	With glass ceramic hob, sink on right	HSKAC-150-BER	5572222700	
	Dimensions: 1,500 x 600 x 70 Sink dimensions: 340 x 370 x 150			

Dimensions in mm, prices in €



COMBINATION SINK AND HOB UNIT

For cabinet installation with front-mounted controls

Combination sink and hob unit, top made of stainless steel (material 1.4301) with one sink, incl. drain and overflow fittings, odour trap, with moulded drainer and waste tray, optionally with glass ceramic hob (1x cooking point dia. 145 mm / 1,200 W and 1x cooking point dia. 180 mm / 1,700 W, with residual heat display) or with hot plates (1x hot plate dia. 145 mm / 1,000 W, 1x rapid heat hot plate dia. 180 mm / 2,000 W), or with a plain surface without a cooking area. The tap hole for mounting a mixer tap and an odour trap are part of the basic equipment.

Combination sink and hob unit, with waste tray

Model example	Length	Model	Order no.	Model	Order no.	Price
---------------	--------	-------	-----------	-------	-----------	-------

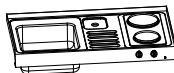
HSKEA-862-BEL



With plain surface	HSKEA-862-BEL	5572051600	HSKEA-862-BER	5572051700
With hot plates	HSKEM-862-BEL	5572051800	HSKEM-862-BER	5572051900
With glass ceramic hob	HSKEC-862-BEL	5572052000	HSKEC-862-BER	5572052100

Dimensions: 862 x 558 x 70
Sink dimensions: 240 x 370 x 150

HSKEM-962-BEL



With plain surface	HSKEA-962-BEL	5572052200	HSKEA-962-BER	5572052300
With hot plates	HSKEM-962-BEL	5572052400	HSKEM-962-BER	5572052500
With glass ceramic hob	HSKEC-962-BEL	5572052600	HSKEC-962-BER	5572052700

Dimensions: 962 x 558 x 70
Sink dimensions: 340 x 370 x 150

HSKEC-1162-BEL




With plain surface	HSKEA-1162-BEL	5572052800	HSKEA-1162-BER	5572052900
With hot plates	HSKEM-1162-BEL	5572053000	HSKEM-1162-BER	5572053100
With glass ceramic hob	HSKEC-1162-BEL	5572053200	HSKEC-1162-BER	5572053300

Dimensions: 1,162 x 558 x 70
Sink dimensions: 340 x 370 x 150



Dimensions in mm, prices in €



HSKEA-862-BEL



HSKEM-962-BEL



HSKEC-1162-BEL



KITCHEN UNITS



Whether classic or modern, our kitchen units are available in a wide range of designs that will meet all the requirements for individualised kitchen design.

If you are looking for a kitchen that is “a bit different”, a combination of high-quality stainless steel with state-of-the-art appliance technology will form the perfect basis for a successful union of robustness, elegance and contemporary design.



Depending on your preference we can manufacture either the entire kitchen unit in stainless steel or just individual elements of it. The cabinet systems and worktops are tailor-made for each project to ensure that all the required appliances – oven, hob, refrigerator or dishwasher – can be properly integrated.

In the process, we make sure that everything is designed exactly as the customer wants it.

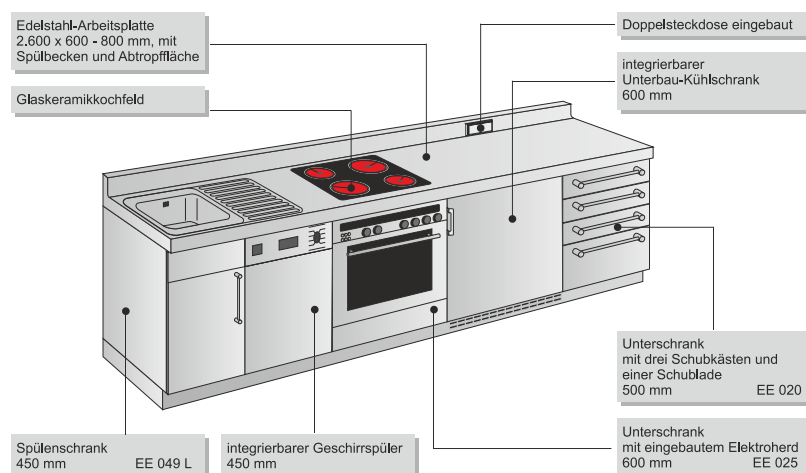
From sinks that are seamlessly integrated in the worktop, draining areas and moulded cutting board supports to worktops with soft-rolled edges – these are just a few examples of the almost unlimited design options available.

The following pages contain all the elements you will need to be able to plan your kitchen units.

Of course, we are more than happy to help you with your planning. And it goes without saying that our colleagues from the quotations team are available to deal with special request.

Please get in touch – we will never offer excuses why something cannot be done. Instead, we will work together to work out a feasible solution.

Model example





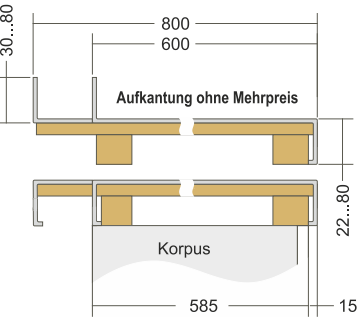


STAINLESS STEEL WORKTOPS

AP 120-KIT

Model / order no.	Price	Price	Price
-------------------	-------	-------	-------

AP 120-KIT
5672183400



The tops, rounded edges and inside edges of the 1.2 mm thick worktops are made of stainless steel 1.4301. Surfaces in visible areas are brushed (KEK finish). For increased stability, the underside is glued (waterproof bond) to rot-proof, unfinished P3 particle board (19 mm thick). A frame structure provides the necessary support on the substructure. The standard design is finished with edging on all sides.

Width in mm	600	700	800
Length in mm			
500			
600			
700			
800			
900			
1,000			
1,100			
1,200			
1,300			
1,400			
1,500			
1,600			
1,700			
1,800			
1,900			
2,000			
2,100			
2,200			
2,300			
2,400			
2,500			
2,600			
2,700			
2,800			
2,900			
3,000			
3,100			
3,200			
3,300			
3,400			
3,500			
3,600			
3,700			
3,800			

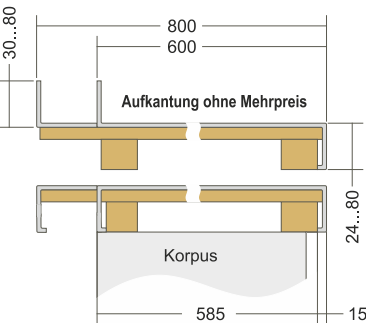
Special dimensions and edge finishes available on request.



Dimensions in mm, prices in €

STAINLESS STEEL WORKTOPS

AP 200-KIT

Model / order no.	Price		Price	Price
AP 200-KIT 5672183500	Width in mm	600	700	800
	Length in mm			
	500			
	600			
	700			
	800			
	900			
	1,000			
	1,100			
	1,200			
	1,300			
	1,400			
	1,500			
	1,600			
	1,700			
	1,800			
	1,900			
	2,000			
	2,100			
	2,200			
	2,300			
2,400				
2,500				
2,600				
2,700				
2,800				
2,900				
3,000				
3,100				
3,200				
3,300				
3,400				
3,500				
3,600				
3,700				
3,800				

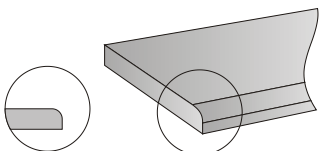
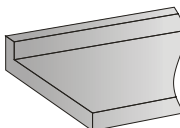
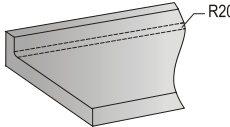
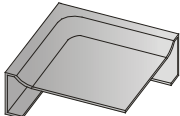
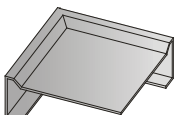
Special dimensions and edge finishes available on request.

Dimensions in mm, prices in €



EQUIPMENT

for stainless steel worktops

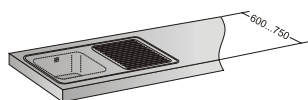
Model	Designation	Price
ABK-R20-KIT Radius: R20, max. length 3,800 mm, Rounded edge at least 50 mm 	Rounded edge on long side or end face (radius R20) Rounded edge on 1 side (radius R20) (without rounded corners) Rounded edge on 2 sides (radius R20) (1 rounded corner, externally visible) Rounded edge on 3 sides (radius R20) (2 rounded corners, externally visible) Rounded edge on 4 sides (radius R20) (4 rounded corners, externally visible)	
KA-40/20-KIT Box upstand 40-100 / 20 mm, up to a maxi- mum length of 3,800 mm, sides closed 	Box upstand, rectangular On 1 side On 2 sides On 3 sides Box upstand, set back Box upstand, closed at back, running metre	
KA-KIT Radius: R20, max. length 3,800 mm, Box upstand at least 50 mm 	Box upstand (radius R20) up to 105 / 60, at least 50 / 20 mm Box upstand on 1 side (radius R20) (Sides closed) Box upstand on 2 sides (radius R20) (1 rounded corner visible on the inside, sides closed) Box upstand on 3 sides (radius R20) (2 rounded corners visible on the inside, sides closed)	
PR7-KIT 	Profile edge PR7, moulded all around (7 mm high) Length of worktop up to 1,000 mm, moulded Length of worktop up to 2,000 mm, moulded Length of worktop up to 3,000 mm, moulded Length of worktop up to 3,800 mm, moulded Only applies to AP 120 and for a max. worktop width of 750 mm	
WR-KIT 	Edged bead with bevelling (7 mm high) Bevelled edge on 1 side Bevelled edge on 2 sides Bevelled edge on 3 sides Bevelled edge on 4 sides Each additional bevelled edge	



Dimensions in mm, prices in €

Model	Designation	Price
-------	-------------	-------

TF-KIT

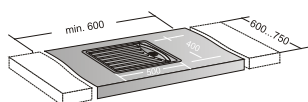


Draining area

Without gradient, but with free drainage to the sink, max. 800 mm long (price without sink)

Only applies to AP 120 and for a max. worktop width of 750 mm

TFA-KIT



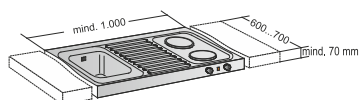
Draining area

With gradient and moulded draining tray with separate drain, L x W 500 x 400 mm

Only applies to AP 120 and for a max. worktop width of 750 mm

HSK M

Integrated in the worktop
Sink dimensions: 340 x 370 x 150 mm



Combination sink and hob unit

HSK A – with plain surface

HSK M – with hot plates

HSK C – with glass ceramic hob

Caution! Due to manual sanding in the welding area, deviations from the KEK finish on the surface are possible.

Model	Designation	Price
-------	-------------	-------

Bolted connection



Bolted connection (single) up to 800 mm, with single edging (worktop only smooth)

Bolted connection with hairline joint (for worktop from 31 mm)



Bolted connection up to 800 mm, with hairline joint,
Worktop smooth

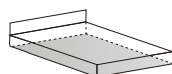
Bolted connection up to 800 mm, with hairline joint,
Worktop smooth, with box upstand

Model	Designation	Price
-------	-------------	-------

Stainless steel baffle plate on the underside (additional)

Baffle plate	Running metre
Baffle plate with drip edge	Running metre

Trim panel on the underside



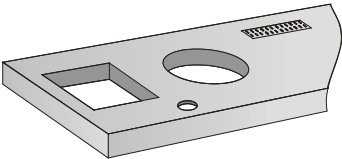
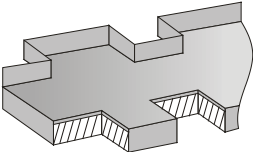
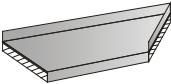
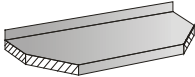
With CNS sheet metal	m ²
With waterproof protective coating	m ²

Dimensions in mm, prices in €



EQUIPMENT

for stainless steel worktops

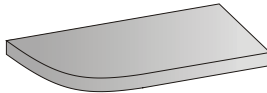
Model	Designation	Price
SN	Worktop welded at the factory	
	Smooth worktop, welded at the factory (overlengths, overwidths and inclines)	Running metre
	Smooth worktop, welded at the factory, with box upstand	Running metre
	Worktop, welded at the factory, with edged bead (overlengths, overwidths and inclines)	Running metre
	Worktop, welded at the factory, with edged bead and box upstand (overlengths, overwidths and inclines)	Running metre
AP-ASS-KIT		
	Cutouts	
	Rectangular, simple (open)	
	Round, simple (open)	
	Rectangular with frame, max. 300 x 300 mm	
	Rectangular with frame larger than 300 x 300 mm up to a maximum of 700 x 700 mm	
	Round with frame, max. diameter 300 mm	
	Round with frame, diameter larger than 300 mm up to a maximum diameter of 700 mm	
	Cutout for welding in supplied sink or bowl	
	Cutout for flush-mounted installation of a cooking area	
	Cooking area glued in, flush-mounted	
	Ventilation slots (slotted holes) approx. 100 mm wide running metre	
	Tap hole bore dia. 35 (please state if different dimensions required)	
	Tap hole bore with pipe welded in	
	Cable feedthrough, dia. 60, grey	
AP-ASP-KIT		
	Recess	
	Corner recess, simple (open)	
	with edging or upstand, up to 150 x 150 mm	
	with edging or upstand, larger than 150 x 150 mm	
	Column cutout, simple (open)	
	Column cutout with edging or upstand, up to 150 x 150 mm	
	Column cutout with edging or upstand, larger than 150 x 150 mm	
AP-ABS-KIT (A)		
	Worktop with angled side (A)	
AP-ST-KIT (B)		
	Worktop with angled corners at front (B)	
	Angled as an additional corner, simple (open)	
	Angled as an additional corner, with edging or upstand	



Dimensions in mm, prices in €

Model	Designation	Price
-------	-------------	-------

AP-ARG-KIT



Rounded worktop corners

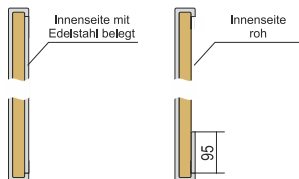
Rounding up to R 300 mm

Rounding greater than R 300 up to max. R 700 mm

Model	Designation	Price	Price	Price
		600 mm	700 mm	800 mm

STW-KIT

Inside unfinished, thickness 22 ... 80 mm
From thickness of 40 mm available with height-adjustable feet



Side support

Up to a height of 900 mm

Up to a height of 1500 mm

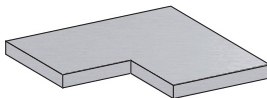
Up to a height of 2000 mm

Inside faced with stainless steel, per m² (minimum charge €)

Additional cost for height-adjustable feet (from 40 mm) (1 pair)

Model	Designation	Price
-------	-------------	-------

AP120-EW-KIT



Corner worktop type A, 900 x 900 mm

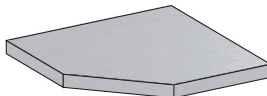
Price

Width of connecting worktop up to 600 mm

700 mm

800 mm

AP120-EA-KIT

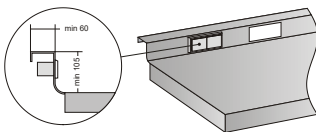


Corner worktop type B, 900 x 900 mm

Width of connecting worktop up to 600 mm

700 mm

800 mm



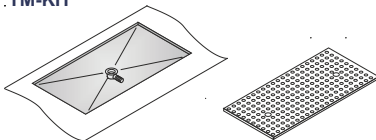
Single power point

Double power point

Installation cutout without power point

Model	Designation	Price
-------	-------------	-------

.TM-KIT

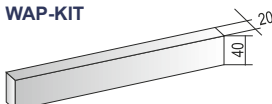


Drip tray welded into worktop with removable grating

Dimensions: L x W 270 x 140 mm (Grating dimensions)

Other dimensions available on request.

WAP-KIT



Stainless steel wall connection profile, with particle board underneath

Dimensions: H x W 40 x 20 mm

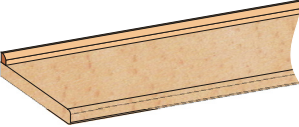
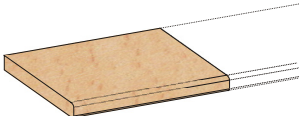
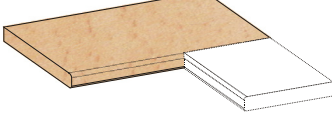
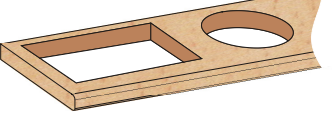
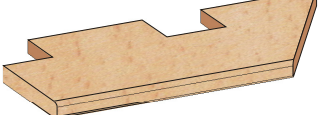

Per running metre (minimum price €29.00)

Dimensions in mm, prices in €



DÉCOR WORKTOPS

Postformed worktops with rounded-off long edges, 38 mm, high-quality particle board support E1, underside with stabilising layer, with water-repellent sealing at the front.

Model	Designation	Price
	Décor worktop 600 mm wide, 38 mm thick Max. length 3,600 mm per running metre	
	Wall connection strip, aluminium design, per running metre (incl. accessories)	
	Split design with worktop connectors (not assembled) Longitudinal connection	
	Corner connection with worktop connectors (not assembled)	
	Cutout, with corners, unfinished Cutout, round, unfinished	
	Corner recess, unfinished Column cutout, unfinished Worktop with angled side	

Décor finishes – page 53



Dimensions in mm, prices in €

FRONT AND DÉCOR FINISHES



MM13R...



EE13L...



EM13R...



ME13L...

- MM13R Carcass melamine – front melamine
- EE13L Carcass stainless steel – front stainless steel
- EM13R Carcass stainless steel – front melamine
- ME13L Carcass melamine – front stainless steel



CABINETS

Technical description

Stainless steel carcass

Sturdy, self-supporting construction, carcass interior entirely made of stainless steel, brushed surface (KEK finish). Side walls, rear wall and bottom with sound-proofing covering on the outside. In the case of wall-mounted cabinets, the bottom is also covered with stainless steel from the outside. Visible side walls can be covered with stainless steel for an additional charge (see page 49).

Stainless steel doors and drawer box bezels

Fronts made of stainless steel, brushed surface (KEK finish), edging on four sides, rear panel covered with décor particle board (grey), bar handle made of stainless steel.

Particle board carcass, doors and drawer box bezels

Sturdy, self-supporting construction made of 19 mm thick, melamine resin-coated particle board


with thick ABS edges in the front area, bar handle made of stainless steel.

Drawer box runners

MM and ME designs are equipped with Blum drawer runners, type Meta-Box (partial pull-out).





EM and EE designs are equipped with Blum drawer runners, type Tandem-Box (full pull-out).

	Length	Surface		Model	Height 820	Height 870	Model	Height 820	Height 870	Price
		Carcass	Front							
Sink cabinet With hinged door, without insertable shelf	450	Melamine	Melamine	MM 049L	5672322000	5672322200	MM 049R	5672322100	5672322300	
	450	Melamine	Stainless steel	ME 049L	5672322400	5672322600	ME 049R	5672322500	5672322700	
	450	Stainless steel	Stainless steel	EE 049L	5672322800	5672323000	EE 049R	5672322900	5672323100	
	450	Stainless steel	Melamine	EM 049L	5672323200	5672323400	EM 049R	5672323300	5672323500	
	500	Melamine	Melamine	MM 002L	5672323600	5672323800	MM 002R	5672323700	5672323900	
	500	Melamine	Stainless steel	ME 002L	5672324000	5672324200	ME 002R	5672324100	5672324300	
	500	Stainless steel	Stainless steel	ME 002L	5672324400	5672324600	EE 002R	5672324500	5672324700	
	500	Stainless steel	Melamine	EM 002L	5672324800	5672325000	EM 002R	5672324900	5672325100	
	600	Melamine	Melamine	MM 003L	5672325200	5672325400	MM 003R	5672325300	5672325500	
	600	Melamine	Stainless steel	ME 003L	5672325600	5672325800	ME 003R	5672325700	5672325900	
	600	Stainless steel	Stainless steel	EE 003L	5672326000	5672326200	EE 003R	5672326100	5672326300	
	600	Stainless steel	Melamine	EM 003L	5672326400	5672326600	EM 003R	5672326500	5672326700	

	Length	Surface		Model	Height 820	Height 870	Model	Height 820	Height 870	Price
		Carcass	Front							
Undercabinet With hinged door and insertable shelf	400	Melamine	Melamine	MM 007L	5672326800	5672327000	MM 007R	5672326900	5672327100	
	400	Melamine	Stainless steel	ME 007L	5672327200	5672327400	ME 007R	5672327300	5672327500	
	400	Stainless steel	Stainless steel	EE 007L	5672327600	5672327800	EE 007R	5672327700	5672327900	
	400	Stainless steel	Melamine	EM 007L	5672328000	5672328200	EM 007R	5672328100	5672328300	
	450	Melamine	Melamine	MM 050L	5672328400	5672328600	MM 050R	5672328500	5672328700	
	450	Melamine	Stainless steel	ME 050L	5672328800	5672329000	ME 050R	5672328900	5672329100	
	450	Stainless steel	Stainless steel	EE 050L	5672329200	5672329400	EE 050R	5672329300	5672329500	
	450	Stainless steel	Melamine	EM 050L	5672329600	5672329800	EM 050R	5672329700	5672329900	
	500	Melamine	Melamine	MM 008L	5672330000	5672330200	MM 008R	5672330100	5672330300	
	500	Melamine	Stainless steel	ME 008L	5672330400	5672330600	ME 008R	5672330500	5672330700	
	500	Stainless steel	Stainless steel	EE 008L	5672330800	5672331000	EE 008R	5672330900	5672331100	
	500	Stainless steel	Melamine	EM 008L	5672331200	5672331400	EM 008R	5672331300	5672331500	
	600	Melamine	Melamine	MM 009L	5672331600	5672331800	MM 009R	5672331700	5672331900	
	600	Melamine	Stainless steel	ME 009L	5672332000	5672332200	ME 009R	5672332100	5672332300	
	600	Stainless steel	Stainless steel	EE 009L	5672332400	5672332600	EE 009R	5672332500	5672332700	
	600	Stainless steel	Melamine	EM 009L	5672332800	5672333000	EM 009R	5672332900	5672333100	



Dimensions in mm, prices in €

	Length	Surface		Model	Height 820	Height 870	Model	Height 820	Height 870	Price
		Carcass	Front	Door hinge on left			Door hinge on right			
<div>Undercabinet</div> <div>With hinged door, insertable shelf, 1 drawer box</div> <div></div>	400	Melamine	Melamine	MM 013L	5672333200	5672333400	MM 013R	5672333300	5672333500	
	400	Melamine	Stainless steel	ME 013L	5672333600	5672333800	ME 013R	5672333700	5672333900	
	400	Stainless steel	Stainless steel	EE 013L	5672334000	5672334200	EE 013R	5672334100	5672334300	
	400	Stainless steel	Melamine	EM 013L	5672334400	5672334600	EM 013R	5672334500	5672334700	
	500	Melamine	Melamine	MM 014L	5672334800	5672335000	MM 014R	5672334900	5672335100	
	500	Melamine	Stainless steel	ME 014L	5672335200	5672335400	ME 014R	5672335300	5672335500	
	500	Stainless steel	Stainless steel	EE 014L	5672335600	5672335800	EE 014R	5672335700	5672335900	
	500	Stainless steel	Melamine	EM 014L	5672336000	5672336200	EM 014R	5672336100	5672336300	
	600	Melamine	Melamine	MM 015L	5672336400	5672336600	MM 015R	5672336500	5672336700	
	600	Melamine	Stainless steel	ME 015L	5672336800	5672337000	ME 015R	5672336900	5672337100	
	600	Stainless steel	Stainless steel	EE 015L	5672337200	5672337400	EE 015R	5672337300	5672337500	
	600	Stainless steel	Melamine	EM 015L	5672337600	5672337800	EM 015R	5672337700	5672337900	
	Length	Surface	Front	Height 820	Height 870	Price	Front	Height 820	Height 870	Price
		Carcass	Melamine				Stainless steel			
<div>Sink cabinet</div> <div>with hinged doors, without insertable shelves</div> <div></div>	800	Melamine	MM 004B	5672338000	5672338100		ME 004B	5672338200	5672338300	
	800	Stainless steel	EM 004B	5672338400	5672338500		EE 004B	5672338600	5672338700	
	900	Melamine	MM 005B	5672338800	5672338900		ME 005B	5672339000	5672339100	
	900	Stainless steel	EM 005B	5672339200	5672339300		EE 005B	5672339400	5672339500	
	1,000	Melamine	MM 006B	5672339600	5672339700		ME 006B	5672339800	5672339900	
	1,000	Stainless steel	EM 006B	5672340000	5672340100		EE 006B	5672340200	5672340300	
	1,200	Melamine	MM 051B	5672340400	5672340500		ME 051B	5672340600	5672340700	
	1,200	Stainless steel	EM 051B	5672340800	5672340900		EE 051B	5672341000	5672341100	
	Length	Surface		Height 820	Height 870	Price		Height 820	Height 870	Price
		Carcass								
<div>Undercabinet</div> <div>Open, with insertable shelf</div> <div></div>	400	Melamine	M 010					5672341200	5672341300	
	400	Stainless steel	E 010					5672341400	5672341500	
	450	Melamine	M 052					5672341600	5672341700	
	450	Stainless steel	E 052					5672341800	5672341900	
	500	Melamine	M 011					5672342000	5672342100	
	500	Stainless steel	E 011					5672342200	5672342300	
	600	Melamine	M 012					5672342400	5672342500	
	600	Stainless steel	E 012					5672342600	5672342700	
	Length	Surface		Height 820	Height 870	Price		Height 820	Height 870	Price
		Carcass	Melamine front				Stainless steel front			
<div>Undercabinet</div> <div>With 1 drawer box and 2 drawers</div> <div></div>	400	Melamine	MM 016	5672342800	5672342900		ME 016	5672343000	5672343100	
	400	Stainless steel	EM 016	5672343200	5672343300		EE 016	5672343400	5672343500	
	500	Melamine	MM 017	5672343600	5672343700		ME 017	5672343800	5672343900	
	500	Stainless steel	EM 017	5672344000	5672344100		EE 017	5672344200	5672344300	
	600	Melamine	MM 018	5672344400	5672344500		ME 018	5672344600	5672344700	
	600	Stainless steel	EM 018	5672344800	5672344900		EE 018	5672345000	5672345100	
	900	Melamine	MM 075	5672345200	5672345300		ME 075	5672345400	5672345500	
	900	Stainless steel	EM 075	5672345600	5672345700		EE 075	5672345800	5672345900	

Dimensions in mm, prices in €



CABINETS

	Length	Surface		Height 820	Height 870	Price	Height 820	Height 870	Price
		Carcass	Melamine front						

Undercabinet With 3 drawer boxes and 2 drawers	400	Melamine	MM 019	5672346000	5672346100	ME 019	5672346200	5672346300	
	400	Stainless steel	EM 019	5672346400	5672346500	EE 019	5672346600	5672346700	
	500	Melamine	MM 020	5672346800	5672346900	ME 020	5672347000	5672347100	
	500	Stainless steel	EM 020	5672347200	5672347300	EE 020	5672347400	5672347500	
	600	Melamine	MM 021	5672347600	5672347700	ME 021	5672347800	5672347900	
	600	Stainless steel	EM 021	5672348000	5672348100	EE 021	5672348200	5672348300	
	900	Melamine	MM 076	5672348400	5672348500	ME 076	5672348600	5672348700	
	900	Stainless steel	EM 076	5672348800	5672348900	EE 076	5672349000	5672349100	

	Length	Surface		Height 820	Height 870	Price	Height 820	Height 870	Price
		Carcass	Melamine front						

Undercabinet with 5 drawer boxes	400	Melamine	MM 022	5672349200	5672349300	ME 022	5672349400	5672349500	
	400	Stainless steel	EM 022	5672349600	5672349700	EE 022	5672349800	5672349900	
	500	Melamine	MM 023	5672350000	5672350100	ME 023	5672350200	5672350300	
	500	Stainless steel	EM 023	5672350400	5672350500	EE 023	5672350600	5672350700	
	600	Melamine	MM 024	5672350800	5672350900	ME 024	5672351000	5672351100	
	600	Stainless steel	EM 024	5672351200	5672351300	EE 024	5672351400	5672351500	
	900	Melamine	MM 077	5672351600	5672351700	ME 077	5672351800	5672351900	
	900	Stainless steel	EM 077	5672352000	5672352100	EE 077	5672352200	5672352300	

	Length	Surface		Model	Height 820	Height 870	Price	Model	Height 820	Height 870	Price
		Carcass	Front								

Appliance housing cabinet for integrated appliances	Appliance housing cabinet for cooker/oven Without drawer, with lower trim plate										
	600	Melamine	MM 025	5672352400	5672352500	ME 025	5672352600	5672352700			
	600	Stainless steel	EM 025	5672352800	5672352900	EE 025	5672353000	5672353100			
	Appliance housing cabinet for microwave With drawer, with upper trim plate										
	600	Melamine	MM 026	5672353200	5672353300	ME 026	5672353400	5672353500			
	600	Stainless steel	EM 026	5672353600	5672353700	EE 026	5672353800	5672353900			
	Appliance housing cabinet for compact dishwasher With drawer, with upper trim plate										
	600	Melamine	MM 027	5672354000	5672354100	ME 027	5672354200	5672354300			
	600	Stainless steel	EM 027	5672354400	5672354500	EE 027	5672354600	5672354700			

	Length	Surface		Model	Height 820	Height 870	Model	Height 820	Height 870	Price
		Carcass	Front							

	Appliance housing cabinet for hob With hinged door, upper trim plate and 2 insertable shelves Door hinge on left										
	600	Melamine	Melamine	MM 101L	5672354800	5672355000	MM 101R	5672354900	5672355100		
	600	Melamine	Stainless steel	ME 101L	5672355200	5672355400	ME 101R	5672355300	5672355500		
	600	Stainless steel	Melamine	EM 101L	5672355600	5672355800	EM 101R	5672355700	5672355900		
	600	Stainless steel	Stainless steel	EE 101L	5672356000	5672356200	EE 101R	5672356100	5672356300		
	Door hinge on right										

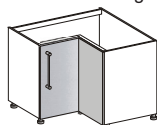


Dimensions in mm, prices in €

	Surface	Model	Height 820	Height 870	Model	Height 820	Height 870	Price
	Carcass	Front	Door hinge on left		Door hinge on right			

Corner modules

With hinged door, without internal fittings



(A)

900 x 900 mm (A)

For stainless steel and décor worktops

Melamine	Melamine	MM 060L	5672356400	5672356600	MM 060R	5672356500	5672356700
Melamine	Stainless steel	ME 060L	5672356800	5672357000	ME 060R	5672356900	5672357100
Stainless steel	Stainless steel	EE 060L	5672357200	5672357400	EE 060R	5672357300	5672357500
Stainless steel	Stainless steel	EM 060L	5672357600	5672357800	EM 060R	5672357700	5672357900

900 x 900 mm (B)

Only for stainless steel worktops

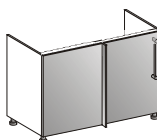


(B)

Melamine	Melamine	MM 062L	5672358000	5672358200	MM 062R	5672358100	5672358300
Melamine	Stainless steel	ME 062L	5672358400	5672358600	ME 062R	5672358500	5672358700
Stainless steel	Stainless steel	EE 062L	5672358800	5672359000	EE 062R	5672358900	5672359100
Stainless steel	Melamine	EM 062L	5672359200	5672359400	EM 062R	5672359300	5672359500

1,100 x 585 mm (C) including corner trim plate

For stainless steel and décor worktops



(C)

Melamine	Melamine	MM 083L	5672359600	5672359800	MM 083R	5672359700	5672359900
Melamine	Stainless steel	ME 083L	5672360000	5672360200	ME 083R	5672360100	5672360300
Stainless steel	Stainless steel	EE 083L	5672360400	5672360600	EE 083R	5672360500	5672360700
Stainless steel	Melamine	EM 083L	5672360800	5672361000	EM 083R	5672360900	5672361100

Accessories – Corner carousel with 2 wire baskets for corner modules


5672177100

Length	Surface	Model	Height 2000	Height 2050	Model	Height 2000	Height 2050	Price
	Carcass	Front	Door hinge on left		Door hinge on right			

Tall / broom cupboard

Tall cupboard

With hinged door, one fixed shelf, 3 insertable shelves



400	Melamine	Melamine	MM 044L	5672361200	5672361400	MM 044R	5672361300	5672361500
400	Melamine	Stainless steel	ME 044L	5672361600	5672361800	ME 044R	5672361700	5672361900
400	Stainless steel	Stainless steel	EE 044L	5672362000	5672362200	EE 044R	5672362100	5672362300
400	Stainless steel	Melamine	EM 044L	5672362400	5672362600	EM 044R	5672362500	5672362700
500	Melamine	Melamine	MM 045L	5672362800	5672363000	MM 045R	5672362900	5672363100
500	Melamine	Stainless steel	ME 045L	5672363200	5672363400	ME 045R	5672363300	5672363500
500	Stainless steel	Stainless steel	EE 045L	5672363600	5672363800	EE 045R	5672363700	5672363900
500	Stainless steel	Melamine	EM 045L	5672364000	5672364200	EM 045R	5672364100	5672364300
600	Melamine	Melamine	MM 046L	5672364400	5672364600	MM 046R	5672364500	5672364700
600	Melamine	Stainless steel	ME 046L	5672364800	5672365000	ME 046R	5672364900	5672365100
600	Stainless steel	Stainless steel	EE 046L	5672365200	5672365400	EE 046R	5672365300	5672365500
600	Stainless steel	Melamine	EM 046L	5672365600	5672365800	EM 046R	5672365700	5672365900

Broom cupboard


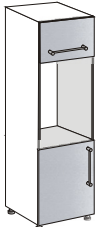
With hinged door, one fixed shelf, rail for hooks


400	Melamine	Melamine	MM 053L	5672366000	5672366200	MM 053R	5672366100	5672366300
400	Melamine	Stainless steel	ME 053L	5672366400	5672366600	ME 053R	5672366500	5672366700
400	Stainless steel	Stainless steel	EE 053L	5672366800	5672367000	EE 053R	5672366900	5672367100
400	Stainless steel	Melamine	EM 053L	5672367200	5672367400	EM 053R	5672367300	5672367500
500	Melamine	Melamine	MM 054L	5672367600	5672367800	MM 054R	5672367700	5672367900
500	Melamine	Stainless steel	ME 054L	5672368000	5672368200	ME 054R	5672368100	5672368300
500	Stainless steel	Stainless steel	EE 054L	5672368400	5672368600	EE 054R	5672368500	5672368700
500	Stainless steel	Melamine	EM 054L	5672368800	5672369000	EM 054R	5672368900	5672369100
600	Melamine	Melamine	MM 055L	5672369200	5672369400	MM 055R	5672369300	5672369500
600	Melamine	Stainless steel	ME 055L	5672369600	5672369800	ME 055R	5672369700	5672369900
600	Stainless steel	Stainless steel	EE 055L	5672370000	5672370200	EE 055R	5672370100	5672370300
600	Stainless steel	Melamine	EM 055L	5672370400	5672370600	EM 055R	5672370500	5672370700

Dimensions in mm, prices in €



CABINETS





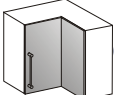
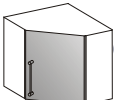
	Length		Surface		Model	Height 820	Height 870	Model	Height 820	Height 870	Price
			Carcass	Front	Door hinge on left			Door hinge on right			
Tall appliance housing cabinets  	Tall appliance housing cabinet With 2 hinged doors, 2 fixed shelves, 1 insertable shelf										
	600		Melamine	Melamine	MM 056L	5672370800	5672371000	MM 056R	5672370900	5672371100	
	600		Melamine	Stainless steel	ME 056L	5672371200	5672371400	ME 056R	5672371300	5672371500	
	600		Stainless steel	Stainless steel	EE 056L	5672371600	5672371800	EE 056R	5672371700	5672371900	
	600		Stainless steel	Melamine	EM 056L	5672372000	5672372200	EM 056R	5672372100	5672372300	
	Tall appliance housing cabinet with 1 flap, 1 appliance gap, 1 hinged door, 2 intermediate shelves, 1 insertable shelf										
	600		Melamine	Melamine	MM 074L	5672372400	5672372600	MM 074R	5672372500	5672372700	
	600		Melamine	Stainless steel	ME 074L	5672372800	5672373000	ME 074R	5672372900	5672373100	
	600		Stainless steel	Stainless steel	EE 074L	5672373200	5672373400	EE 074R	5672373300	5672373500	
	600		Stainless steel	Melamine	EM 074L	5672373600	5672373800	EM 074R	5672373700	5672373900	
			Additional hinged door		Melamine	5672377200					
			In front of appliance gap		Stainless steel	5672377300					

	Length	Surface		Model	Height 2000	Height 2050		Price
		Carcass	Front					
<div>Cabinets with pantry pull-out</div> 	Tall cupboard with 6 baskets							
	300	Melamine	Melamine	MM 078	5672374000	5672374100		
	300	Melamine	Stainless steel	ME 078	5672374200	5672374300		
	300	Stainless steel	Stainless steel	EE 078	5672374400	5672374500		
	300	Stainless steel	Melamine	EM 078	5672374600	5672374700		
	400	Melamine	Melamine	MM 079	5672374800	5672374900		
	400	Melamine	Stainless steel	ME 079	5672375000	5672375100		
	400	Stainless steel	Stainless steel	EE 079	5672375200	5672375300		
	400	Stainless steel	Melamine	EM 079	5672375400	5672375500		

	Length	Surface	Model	Height 820	Height 870	Price
		Carcass	Front			
	Undercabinet with 2 baskets					
	300	Melamine	Melamine	MM 080	5672375600	5672375700
	300	Melamine	Stainless steel	ME 080	5672375800	5672375900
	300	Stainless steel	Stainless steel	EE 080	5672376000	5672376100
	300	Stainless steel	Melamine	EM 080	5672376200	5672376300
	400	Melamine	Melamine	MM 081	5672376400	5672376500
	400	Melamine	Stainless steel	ME 081	5672376600	5672376700
	400	Stainless steel	Stainless steel	EE 081	5672376800	5672376900
	400	Stainless steel	Melamine	EM 081	5672377000	5672377100
	Additional installation of a basket				5672377400	



Dimensions in mm, prices in €

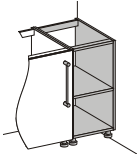
	Length	Surface	Model	Order no.	Model	Order no.	Price		
<div>Wall-mount- ed cabinet</div> <div>With hinged door and insertable shelf</div> <div></div>		Carcass	Front	Door hinge on left	Door hinge on light				
	400	Melamine	Melamine	MM 028L	5672377500	MM 028R	5672377600		
	400	Melamine	Stainless steel	ME 028L	5672377700	ME 028R	5672377800		
	400	Stainless steel	Stainless steel	EE 028L	5672377900	EE 028R	5672378000		
	400	Stainless steel	Melamine	EM 028L	5672378100	EM 028R	5672378200		
	450	Melamine	Melamine	MM 057L	5672378300	MM 057R	5672378400		
	450	Melamine	Stainless steel	ME 057L	5672378500	ME 057R	5672378600		
	450	Stainless steel	Stainless steel	EE 057L	5672378700	EE 057R	5672378800		
	450	Stainless steel	Melamine	EM 057L	5672378900	EM 057R	5672379000		
	500	Melamine	Melamine	MM 029L	5672379100	MM 029R	5672379200		
	500	Melamine	Stainless steel	ME 029L	5672379300	ME 029R	5672379400		
	500	Stainless steel	Stainless steel	EE 029L	5672379500	EE 029R	5672379600		
	500	Stainless steel	Melamine	EM 029L	5672379700	EM 029R	5672379800		
	600	Melamine	Melamine	MM 030L	5672379900	MM 030R	5672380000		
	600	Melamine	Stainless steel	ME 030L	5672380100	ME 030R	5672380200		
	600	Stainless steel	Stainless steel	EE 030L	5672380300	EE 030R	5672380400		
	600	Stainless steel	Melamine	EM 030L	5672380500	EM 030R	5672380600		
	<div>Wall-mount- ed cabinet</div> <div>With hinged doors and insertable shelf</div> <div></div>			Melamine front	Price	Stainless steel front		Price	
800		Melamine	MM 031B	5672380700		ME 031B	5672380800		
800		Stainless steel	EM 031B	5672380900		EE 031B	5672381000		
900		Melamine	MM 032B	5672381100		ME 032B	5672381200		
900		Stainless steel	EM 032B	5672381300		EE 032B	5672381400		
1,000		Melamine	MM 033B	5672381500		ME 033B	5672381600		
1,000		Stainless steel	EM 033B	5672381700		EE 033B	5672381800		
1,200		Melamine	MM 072B	5672381900		ME 072B	5672382000		
1,200		Stainless steel	EM 072B	5672382100		EE 072B	5672382200		
<div>Wall cabinet</div> <div>With flap for in- stallation of an extractor hood underneath</div> <div></div>	Length	Surface	Model	Order no.	Price	Model	Order no.	Price	
		Carcass	Melamine front				Stainless steel front		
	600	Melamine	MM 084	5672382300		ME 086	5672382400		
	600	Stainless steel	EM 084	5672382500		EE 086	5672382600		
Extractor hood not supplied.									
<div>Wall-mounted cabinet</div> <div>With flap and compartment for microwave</div> <div></div>	Length	Surface	Model	Order no.	Price	Model	Order no.	Price	
		Carcass	Front						
	600	Melamine	Melamine	MM 058	5672382700				
	600	Melamine	Stainless steel	ME 058	5672382800				
	600	Stainless steel	Stainless steel	EE 058	5672382900				
	600	Stainless steel	Melamine	EM 058	5672383000				
<div>Corner wall-mounted cabinet</div> <div>With hinged door and in- sertable shelf</div> <div> </div>		Surface	Model	Order no.	Model	Order no.	Price		
	(A)	Carcass	Front	Door hinge on left	Door hinge on right				
		650 x 650 mm (A)	Corner-shaped front						
		Melamine	Melamine	MM 091L	5672383100	MM 091R	5672383200		
		Melamine	Stainless steel	ME 091L	5672383300	ME 091R	5672383400		
		Stainless steel	Stainless steel	EE 091L	5672383500	EE 091R	5672383600		
	(B)	Stainless steel	Melamine	EM 091L	5672383700	EM 091R	5672383800		
		650 x 650 mm (B)	Slanted front						
		Melamine	Melamine	MM 092L	5672383900	MM 092R	5672384000		
		Melamine	Stainless steel	ME 092L	5672384100	ME 092R	5672384200		
		Stainless steel	Stainless steel	EE 092L	5672384300	EE 092R	5672384400		
Stainless steel		Melamine	EM 092L	5672384500	EM 092R	5672384600			
Dimensions in mm, prices in €									



ACCESSORIES FOR CABINETS

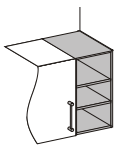
	Length	Surface	Model	Height 820	Height 870	Price
Fitting element for undercabinet	200 ... 400	Melamine	M 041	5672384700	5672384800	
	200 ... 400	Stainless steel	E 041	5672384900	5672385000	

Open, with insertable shelf



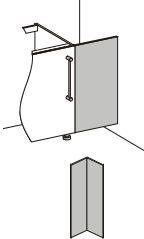
	Length	Surface	Model	Order no.	Price
Fitting element for wall-mounted cabinet	200 ... 400	Melamine	M 090	5672385100	
	200 ... 400	Stainless steel	E 090	5672385200	

Open, with 2 insertable shelves



	Length	Surface	Model	Order no.	Price
--	--------	---------	-------	-----------	-------

Fitting element
Fascia board



Fascia board for undercabinets:

... 100	Melamine	M 042	5672385300
... 100	Stainless steel	E 042	5672385400

Fascia board for undercabinets: (corner fascia board)

Adjustment size 650 x 650 mm	Melamine		5672416300
---------------------------------	----------	--	------------

Fascia board for tall cupboards:

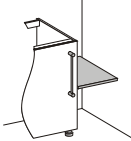
... 100	Melamine	M 088	5672385500
... 100	Stainless steel	E 088	5672385600

Fascia board for wall-mounted cabinets:

... 100	Melamine	M 089	5672385700
... 100	Stainless steel	E 089	5672385800

	Length	Surface	Model	Order no.	Price
--	--------	---------	-------	-----------	-------

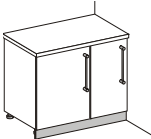
Fitting element
Intermediate shelf

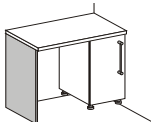


... 400	Melamine	M 043	5672385900
... 400	Stainless steel	E 043	5672386000



Dimensions in mm, prices in €

	Length	Surface	Model	Order no.	Price
Plinth Front and side 	Height 100 mm – per running metre	Melamine	M 047	5672386100	
		Stainless steel	E 047	5672386200	
	Height 150 mm – per running metre	Melamine	M 069	5672386300	
		Stainless steel	E 069	5672386400	
	Preparation in plinth	Melamine	M 070	5672386500	
		Stainless steel	E 070	5672386600	
	Ventilation grille in plinth	Melamine	M 071	5672386700	
		Stainless steel	E 071	5672386800	

	Length	Surface	Model	Height 820	Height 870	Price
Supporting wall Side, 19 mm thick 	600 x...	Melamine	M 048	5672386900	5672389800	
	600 x...	Stainless steel	E 048	5672387000	5672389900	

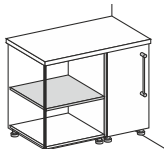
	Length	Surface	Model	Order no.	Price
Stainless steel outer wall (for model EE/EM) 	For undercabinets / corner module	720 x 565	Stainless steel	E 066	5672387100
	For tall cupboards	1,900 x 565	Stainless steel	E 067	5672387200
	For wall-mounted cabinets	600 x 320	Stainless steel	E 068	5672387300




Dimensions in mm, prices in €

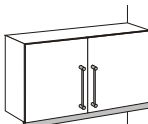


ACCESSORIES FOR CABINETS

	Length	Surface	Model	Order no.	Price
Insertable shelf for undercabinets With shelf supports 	for cabinet dimensions:				
	400 x 585	Melamine	M 059	5672387400	
		Stainless steel	E 059	5672387500	
	450 x 585	Melamine	M 063	5672387600	
		Stainless steel	E 063	5672387700	
	500 x 585	Melamine	M 064	5672387800	
		Stainless steel	E 064	5672387900	
	600 x 585	Melamine	M 065	5672388000	
		Stainless steel	E 065	5672388100	

	Length	Surface	Model	Order no.	Price
Insertable shelf for wall-mounted cabinets With shelf supports 	for cabinet dimensions:				
	400 x 340	Melamine	M 093	5672388200	
		Stainless steel	E 093	5672388300	
	450 x 340	Melamine	M 094	5672388400	
		Stainless steel	E 094	5672388500	
	500 x 340	Melamine	M 095	5672388600	
		Stainless steel	E 095	5672388700	
	600 x 340	Melamine	M 096	5672388800	
		Stainless steel	E 096	5672388900	
	800 x 340	Melamine	M 097	5672389000	
		Stainless steel	E 097	5672389100	
	900 x 340	Melamine	M 098	5672389200	
		Stainless steel	E 098	5672389300	
	1,000 x 340	Melamine	M 099	5672389400	
		Stainless steel	E 099	5672389500	
	1,200 x 340	Melamine	M 100	5672389600	
		Stainless steel	E 100	5672389700	

	Length	Surface	Model	Order no.	Price	Surface	Model	Order no.	Price
Wall shelf on brackets made of stainless steel 	400	Melamine	M 035	5672390000		Stainless steel	E 035	5672390100	
	500	Melamine	M 036	5672390200		Stainless steel	E 036	5672390300	
	600	Melamine	M 037	5672390400		Stainless steel	E 037	5672390500	
	800	Melamine	M 038	5672390600		Stainless steel	E 038	5672390700	
	900	Melamine	M 039	5672390800		Stainless steel	E 039	5672390900	
	1,000	Melamine	M 040	5672391000		Stainless steel	E 040	5672391100	
	1,200	Melamine	M 082	5672391200		Stainless steel	E 082	5672391300	

	Length	Surface	Model	Order no.	Price
Screen 	Height 50 mm – per running metre	Melamine	M 073	5672391400	
		Stainless steel	E 073	5672391500	



Dimensions in mm, prices in €

Additional cost:		Order no.	Price
For full pull-out for models MM and ME, per drawer box		5672391600	
For door soft close		5672391700	
Stainless steel fronts*	Per m² (minimum price €)	5672391800	
Stainless steel rear panel*	Per m² (minimum price €)	5672391900	
Stainless steel inside*	Per m² (minimum price €)	5672392000	

*Dimensions depend on brushing direction and sheet metal size



Dimensions in mm, prices in €



DÉCOR COLOUR RANGE

Décor colours for front and carcass (19 mm)

Designation

						
0101 PE Front White Stock goods	0112 PE Stone Grey Stock goods	0514 PE Ivory Stock goods	0149 BS Simply Red	0164 PE Anthracite Stock goods	0171 PE Slate Grey	0190 PE Black
						
0515 PE Sand	0859 PE Platinum	5515 BS Marmara Blue	5519 BS Lime Grass			
						
1715 BS Birch Stock goods	K003 PW Gold Craft Oak	3025 SN Light Sonoma Oak Stock goods	K107 PW Oak	8508 SN White North Wood	0729 PR Walnut	4298 SU Light Atelier

Other décor colours are available on request.




DÉCOR COLOUR RANGE

Mirror finish décor for front (19 mm)

Designation



0190 MG-BS
Black




8685 MG-BS MG-MG
Snow White

Mirror finish décors are available at additional cost.

Décor colours for worktops (38 mm)



ST 21
White/Black Stone
Stock goods



SC 114
Black Slate
Stock goods

Décor for roller-shutter front



Roller shutter in
PVC, matt alu-
minium colour
finish

Stainless steel



KEK finish
Brushed surface
(similar to 320-400 grit)

Other décor colours are available on request.



GENERAL INFORMATION

- All prices are subject to VAT at the legally applicable rate. With publication of this price list, any previously published price lists cease to be valid.
- We reserve the right to make changes as part of technical progress at any time. Errors excepted.
- Our prices are not binding and are subject to confirmation.
- Disposal of the packaging is handled via the Interseroh system. Corresponding contact information can be found at the home page at www.interseroh.de.
- KEK must be notified in writing of all goods returns. Return transport is at the cost and risk of the causer. After receipt of the goods and assessment of their condition, a credit note for the remaining value will be issued, from which a minimum of 15 % of the net value of the goods will however be deducted.
- The carrier delivering the goods must be notified of any transport damage immediately upon receipt of the goods. The customer must refuse acceptance of the damaged goods. If this is not possible in exceptional cases (e.g. hidden transport damage), the goods can remain in their delivered state with packaging at the customer until the situation is clarified. However, we must be notified of the hidden damage within 5 working days. No replacement can be offered for transport damage that is not reported in time.
- All weights and dimensions specified are provided as guide values only. Minor colour deviations are possible.
- The transport, assembly and installation instructions enclosed with the products must always be complied with.
- All sales and deliveries are subject to our "General terms and conditions", which can be found on our website at: www.kek-dresden.com.

Custom-made products cannot be returned or exchanged.



CARE INSTRUCTIONS

Chrome-nickel steel

The three materials iron, chrome and nickel form the basis of this material. Chrome ensures that the material does not rust, and nickel provides it with the necessary elasticity required for shaping. This combination offers the following advantages:

- Resistance to many acids and alkaline solutions found in the home,
- Insusceptibility to heat, impact, abrasion and other mechanical influences,
- Hygienic, easy to care for and still looks great after many years

A so-called flash rust can occur, which is generally the result of external contamination.

Furniture particle board (FPO/V20/MB)

Our cabinets are made of melamine resin-coated furniture particle board.

An accumulation of drops (standing water) can cause the material to swell. To avoid damaging the furniture, wipe it dry afterwards.

The ability of water to creep in or penetrate can also lead to damage. For this reason the connection area of the cover plate to other cabinets and wall surfaces must be sealed with silicone or other suitable sealing compounds.

For cleaning of the furniture, we recommend wiping them with a clean, damp cloth or using mild detergents. The use of cleaning agents containing alcohol or abrasive or sharp cleaning agents can cause the surface to become dull.

Terms and conditions of pricing and delivery

Unless indicated otherwise in our order confirmation, our prices are “ex works”.

Express deliveries and special sizes (from a length of 2,400 mm) are carried out on request. The transfer of risk takes place when the customer takes charge of the goods.



KEK GmbH

An der alten Köhlerei 2

01936 Laußnitz

Germany

Tel.: +49 35795 375-0

E-mail: yourkittec@kek-dresden.com

www.kek-dresden.com

